






READING

-  **Genre** is the category, or type of text. **Fables** are short stories that teach a valuable lesson. That lesson is called a **moral**.
-  We **ask and answer questions** before reading, during reading, and after reading.
-  **Plot** is what happens at the beginning, middle, and end of a story.



WRITING

Today we read learned some important lessons from our fables. First, we heard The Boy Who Cried Wolf and learned that you should always tell the truth Think about a time you told the truth. How did it make you feel? Write about it!

We also read The Noisy, Crowded House. In that fable, the man learned to appreciate his family, even when things got a little louder or more crowded. Who is in your family? Tell about the people in your family and what makes each person special to you.

WORD BANK

truth
honest
special
family
appreciate



ART & MUSIC CONNECTION

Create your own sheep! You can use black and white paint, or you can get some cotton balls to make the body! Use a Q-Tip or your fingerprint to do the white body. Then, add the head and the legs! Every time you look at your sheep, remember to always tell the truth!








READING TIP OF THE WEEK

Play word games with your child while you go for a walk or drive. Give him/her a word and ask for a rhyming word. You can also give a word and ask him/her to count the number of syllables in the word. This will help with their phonemic awareness, or the ability to hear the individual sounds in a spoken word!



READING

-  **Genre** is the category, or type of text. **Fantasy** texts are made up stories that could not really happen.
-  We **ask and answer questions** before reading, during reading, and after reading.
-  **Characters** are the people or animals in a story.
-  **Point of View** is what the character is thinking or feeling.
-  **Theme** is the message or lesson the author wants you to learn from the story.



WRITING

Today, we read about two groups of animals that became friends with each other. Choose one or two of the animals from today's story: Squirrel, Raccoon, Bird, Mouse, Hamster, and Cat. Write your own story to tell what these friends may do together! Here are some words to help you write your story:

One day,

Once upon a time...

Then,

Suddenly,

Later on,

At last,

WORD BANK

tree house

club

animals

cheered

trap door



ART & MUSIC CONNECTION

- Use blocks or Legos to create a tree house. It should have a window and some way to get in and out.
- Get at least 12 toothpicks and 12 mini-marshmallows. Try to create a tree house structure using those toothpicks and marshmallows to connect them!
- The characters in our story made a sign that said "All Welcome" to put in their tree house. If you had a special club, what message would you create? Make a poster to share your message!

