



Ms. Page Lesson 1
Kindergarten ELD Beginning
English Language Development
Lessons

LESSON 1: The kitchen



Vocabulary

plate, fork, spoon, cup, table, chair,
knife, cut, big, small
yes, no

Language Structures

The _____
This is a _____.
The big _____ The small _____

Tips for parents to help develop language

Read to your child in your native language. Continue to develop concepts and vocabulary in your home language. Play with language. Teach them poems, rhymes and chants in your home language.

Repeat new words. Label items in your house with English AND your home language. Point out print in both languages.

Home connections

Have kids set the table and talk about objects in the kitchen...

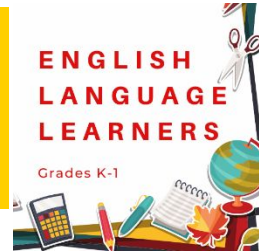
This is a _____. This is a _____ spoon.

Create pattern books based on the video. Try different topics, like toys, foods, or clothes. Have kids write the patterns and draw the new words.



COLORADO CLASSROOM

Read with Me at Home



Ms. Page Lesson 2
Kindergarten ELD Beginning
English Language Development
Lessons

LESSON 2: The Home



Vocabulary

Living room, dining room, kitchen,
bedroom, bathroom

Language Structures

The _____ is in the home.

Tips for parents to help develop language

Read to your child in your native language. Continue to develop concepts and vocabulary in your home language. Play with language. Teach them poems, rhymes and chants in your home language.
Repeat new words. Label items in your house with English AND your home language.

Home connections

Ask your child, "What room is this? Talk about names of furniture and items in the rooms.



Ms. Page
Kindergarten ELD Beginning
English Language Development

LESSON 3: Pets



Vocabulary

Pet, turtle, cat, dog, fish, snake

Language Structures

A _____ can be _____.

I have _____. He has _____.

Tips for parents to help develop language

Read to your child in your native language. Continue to develop concepts and vocabulary in your home language. Play with language. Teach them poems, rhymes and chants in your home language.

Repeat new words. Label items in your house with English AND your home language. Point out print in both languages.

Home connections

Print and read the book, [*Pets*](#)


Create pattern books based on the video. Try different topics, like toys, foods, or clothes. Have kids write the patterns and draw the new words.


Writing: I have a _____. (type of pet)



COLORADO CLASSROOM

Read with Me at Home



<p>Ms. Page Kindergarten ELD Beginning English Language Development</p>	<p>LESSON 4: Colors</p> 
<p><u>Vocabulary</u></p> <p>Red orange yellow blue green purple pink black brown white grey like</p>	<p><u>Language Structures</u></p> <p>She likes ____ She doesn't like</p> <p>Animals can be _____</p>
<p><u>Tips for parents to help develop language</u></p> <p>Read to your child in your native language. Continue to develop concepts and vocabulary in your home language. Play with language. Teach them poems, rhymes and chants in your home language.</p> <p>Repeat new words. Label items in your house with English AND your home language.</p>	
<p><u>Home connections</u></p> <p>Print and read the book, <i>What Color Do you Like?</i></p> <p>Create pattern books based on the video. Try different topics, like toys, foods, or clothes. Have kids write the patterns and draw the new words.</p> <p>Sing the color song. Change the color word to practice.</p>	

Blue, Blue, I see Blue.

Blue, Blue, I see Blue.

Blue Blue, I see Blue.


Find my something Blue

Write I like _____ (adding color words)



Ms. Page
Kindergarten ELD Beginning
English Language Development

LESSON 5: Body Parts



Sight words:

This, my, here, am

New Vocabulary:

Head, neck, tummy, arm, hand,
leg, foot, body, eyes, ears, nose,
mouth

Language Structures

Here is my _____.

Here are my _____.

Tips for parents to help develop language

Read to your child in your native language. Continue to develop concepts and vocabulary in your home language. Play with language. Teach them poems, rhymes and chants in your home language.

Repeat new words. Label items in your house with English AND your home language. Point out print in both languages.

Home connections

Practice the [letter sound chart](#) with your child

Print and read the book, [I AM A ROBOT](#)


Sing Head, Shoulders, knees and Toes (traditional)

Create pattern books based on the video. Try different topics, like toys, foods, or clothes.

Have kids write the patterns and draw the new words.

Print and label [Robot design](#)

Writing: Here is my _____ Here are my _____



Ms. Page
Kindergarten ELD Beginning
English Language Development

LESSON 6: Clothes



Sight words:

They, she, he

Vocabulary:

Shoes, shirts, hats, stripes

Language Structures

Pronouns: *she, he, they*

They have _____.

She has _____.

Tips for parents to help develop language

Read to your child in your native language. Continue to develop concepts and vocabulary in your home language. Play with language. Teach them poems, rhymes and chants in your home language.

Repeat new words. Label items in your house with English AND your home language.

Home connections

Print and read the book, [Hats](#)

Practice the [letter sound chart](#) with your child

Create pattern books based on the video. Try different topics, like toys, foods, or clothes. Have kids write the patterns and draw the new words.

Write: *I like my _____.*

Read poem [Clothes Everywhere](#)



Ms. Page
Kindergarten ELD Beginning
English Language Development

LESSON 7: Family



Sight words:

Some, big, small,

New Vocabulary:

family, mom, dad, sister,
brother, grandpa, grandma

Language Structures

Some families have _____

My mom helps me _____

Tips for parents to help develop language

Read to your child in your native language. Continue to develop concepts and vocabulary in your home language. Play with language. Teach them poems, rhymes and chants in your home language.

Repeat new words. Label items in your house with English AND your home language. Point out print in both languages.

Home connections


Practice the [letter sound chart](#) with your child

Print and read the book [Families are Different](#)

Print and read the book [My Mom Helps Me](#)

Create pattern books based on the video. Try different topics, like toys, foods, or clothes. Have kids write the patterns and draw the new words.

Writing: [Thank you card](#)



Ms. Page
Kindergarten ELD Beginning
English Language Development

LESSON 8: Activities



Sight words:

with

Vocabulary:

Run, jump, hop, flip,

Language Structures

Subject verb agreement (We, He, She
Example run/runs

Tips for parents to help develop language

Read to your child in your native language. Continue to develop concepts and vocabulary in your home language. Play with language. Teach them poems, rhymes and chants in your home language.
Repeat new words. Label items in your house with English AND your home language.

Home connections

Print and read the book, [Things We Do](#)

Practice the [letter sound chart](#) with your child

Create pattern books based on the video. Try different topics, like toys, foods, or clothes.
Have kids write the patterns and draw the new words.

Writing: I _____ with my family.



Ms. Page
Kindergarten ELD Beginning
English Language Development

LESSON 9: Art Lessons



Sight words:

Make, with, like

New Vocabulary:

Paint, wood, pencil, markers,
paper,

Language Structures

I make art with _____

Listening for directions

Prepositions: on top, inside

Tips for parents to help develop language

Read to your child in your native language. Continue to develop concepts and vocabulary in your home language. Play with language. Teach them poems, rhymes and chants in your home language.

Repeat new words. Label items in your house with English AND your home language. Point out print in both languages.

Home connections

Practice the [letter sound chart](#) with your child

Print and read the book [Do You Like to Draw](#)

Finish and read the book [Making Art](#)

Create pattern books based on the video. Try different topics, like toys, foods, or clothes.
Have kids write the patterns and draw the new words.

Practice Rhyming with word family -ake

Writing: I like to make art with _____.



Ms. Page
Kindergarten ELD Beginning
English Language Development

LESSON 10: Celebrations



Sight words:

there, are, is, happy

Vocabulary:

Balloons, gifts, friends, cake,
candles

Language Structures

There are _____ (plural)

There is _____ (singular)

Tips for parents to help develop language

Read to your child in your native language. Continue to develop concepts and vocabulary in your home language. Play with language. Teach them poems, rhymes and chants in your home language.

Repeat new words. Label items in your house with English AND your home language.

Home connections

Print and read the book, [Birthday](#)

Practice the [letter sound chart](#) with your child

Practice singing [Days of the Week](#) ; put days of week in order

Create pattern books based on the video. Try different topics, like toys, foods, or clothes.

Have kids write the patterns and draw the new words.

***Writing** : Happy Birthday cards friends*