

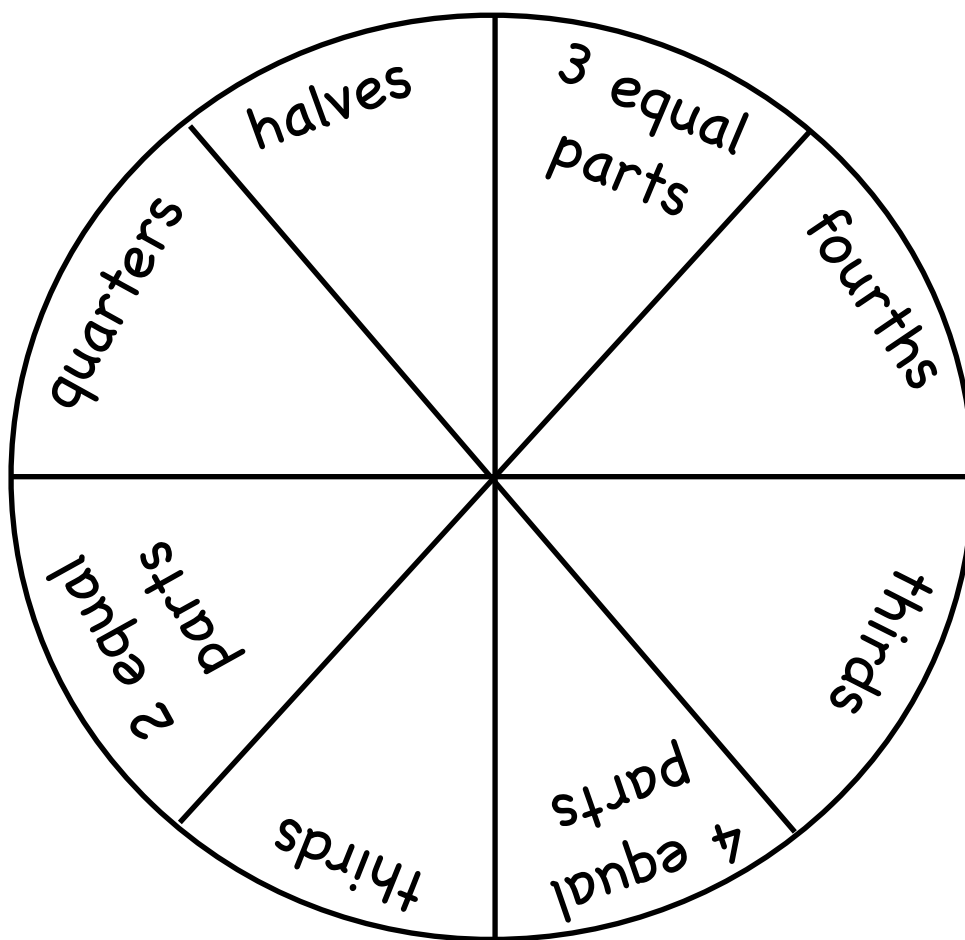
Split The Shape









Materials:

1. spinner (you will need a pencil and paperclip to create the spinner)
2. recording sheet
3. 2 players

Directions:

1. Player 1 spins and splits their shape two different ways.
2. Compare your shapes.
3. Name the parts using half of, third of, fourth of, or quarter of on the recording sheet.
4. Player 2 repeats steps 1-3. Continue taking turns until the recording sheet is filled in.



Player 1	Player 2
 <hr data-bbox="228 537 774 541"/>	 <hr data-bbox="850 537 1396 541"/>
 <hr data-bbox="228 928 774 932"/>	 <hr data-bbox="850 928 1396 932"/>
 <hr data-bbox="228 1318 774 1323"/>	 <hr data-bbox="850 1318 1396 1323"/>
 <hr data-bbox="228 1705 774 1709"/>	 <hr data-bbox="850 1705 1396 1709"/>