



ACTIVITY GUIDE

Episode 205: The Moon and Consonant Blends

Book: *Faces of the Moon* by Bob Crelin

Scan below to watch lesson



Writing Process

Revising: When writers make changes so their writing is: more clear, better organized, or more interesting.

Revising can be:

- adding words, sentences, and details
- OR
- Taking out words, sentences, and details

When revising your story, draw a *caret* (∨) where you want to add words or sentences.

Revise It

Look back at the story you have been writing about the daytime or nighttime sky. Practice revising your work by adding or taking out words, sentences and details.

Draw It

Illustrations or pictures are a very important part to your story. Draw a picture that goes along with your story.



ACTIVITY GUIDE

Episode 206: Earth's Hemispheres and Character Dialogue

Scan below to watch lesson



Words to Know

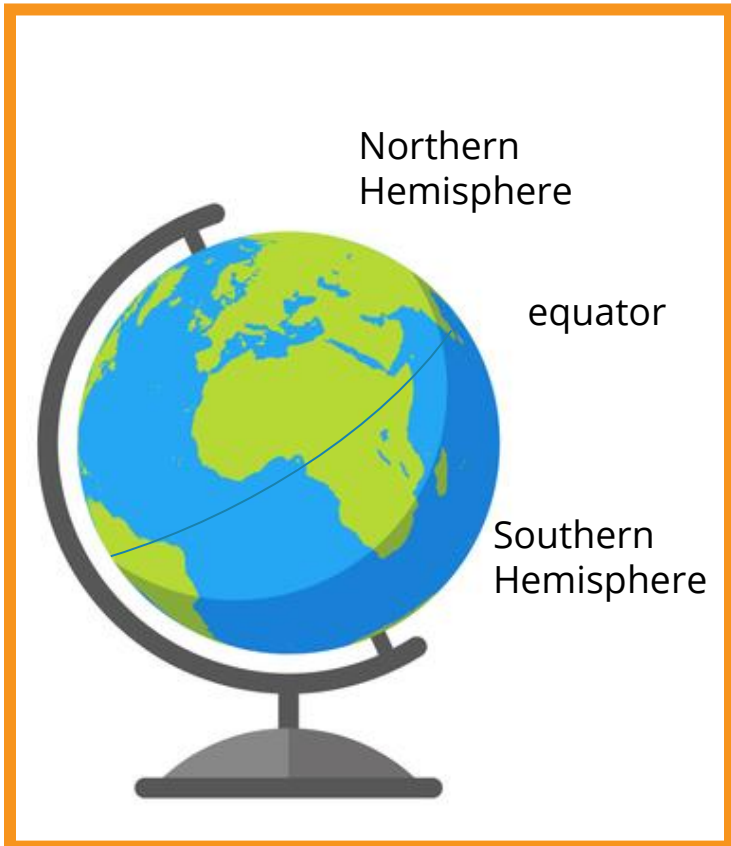
equator - The imaginary line around the middle of the Earth

hemisphere - a half of a sphere or ball

opposite - completely different or located at another side or end

rotate - to move or spin from the center or axis in a circular motion


tilt - when an object is a little bit higher on one side than it is on the other side



Write It


Use the words from above to fill in the blanks.

The _____ separates the northern and southern _____(s). We have day and night because the Earth _____(s) on its axis. We have the seasons because the Earth is _____(ed). If it is summer in the northern hemisphere then it is winter in the southern hemisphere. That is because the northern and southern hemispheres have _____ seasons.



Add & Subtract with Teen Numbers with Value Pak

Equation	Solve by drawing base ten blocks or model in a double ten frame
$13 = 10 + \square$	
$10 + 6 = \square$	
$17 = \square + 7$	
$10 + \square = 15$	
$2 = 10 - \square$	
$14 - 10 = \square$	
$\square = 18 - 10$	
$11 - \square = 1$	



My Double 10 Frame Mat

Add 7, 8, or 9 Bingo

Materials: numeral cards (cut out), 2 different colored counters (or you could use a coin and Player 1 is heads and Player 2 is tails)

Directions:

1. Cut out the numeral cards and mix them up. Place them facedown in a pile.
2. Player 1 turns over the top card and decides if they want to add 7, 8, or 9 to the number shown on the card. Player 1 places a counter on the sum created.
3. Player 2 repeats step 2.
4. The first player to have 5 counters in a row wins!

12	14	12	8	11
15	17	16	10	19
18	13	FREE!	15	14
9	17	10	13	7
19	16	11	9	18

0

1

2

3

4

5

6

7

8

9

10

0

1

2

3

4

5

6

7

8

9

10