




READ, Write, **ROAR!**



Literacy Activity Book
EARLY LEARNERS

Proudly Sponsored by



READING, LEARNING, LITERACY SUPPORTED BY AAA.

We join PBS in the goal to make sure every child in our community learns to read.
Equal opportunity starts with reading.



Help Your Reader Grow!



Read, Write, ROAR! helps kids in grades K-3 practice reading and writing

Read, Write, ROAR! is a new television and online show
featuring fun and engaging lessons from real Michigan teachers.
Watching an episode with your child reinforces the skills your child is learning in school,
and each episode comes with a printable activity to extend learning.

The program is aligned to Michigan teaching standards and uses research-based teaching practices shown to help kids become better readers.



WATCH it on broadcast television from your local PBS station,
or find episodes on-demand at **MichiganLearning.org**

The Michigan Learning Channel is funded through a grant awarded by the Michigan Department of Education and the U.S. Department of Education.



Learn at Home with PBS KIDS

Play and learn anytime and anywhere with free apps from PBS KIDS! Use the chart below to find the app that aligns to your child's grade, learning goal, and favorite PBS KIDS show - then download it on your on your mobile or tablet device to play online, offline, or anytime.

Apps for Social & Emotional Learning

Daniel Tiger for Parents	PK-K	Social & Emotional Learning
PBS KIDS Games app	K-2	Multiple Learning Goals
PBS KIDS Video app	K-2	Multiple Learning Goals

Apps for Literacy Learning

Dinosaur Train A to Z	PK-K	Literacy, Science
Molly of Denali	K-2	Literacy
PBS KIDS Games app	K-2	Multiple Learning Goals
PBS KIDS Video app	K-2	Multiple Learning Goals

Apps for STEM Learning (Science, Technology, Engineering & Math)


PBS Parents Play & Learn	PK-K	Literacy, Math	Ready Jet Go! Space Explorer	K-2	Science
Play & Learn Engineering	PK-K	Science and Engineering	Ready Jet Go! Space Scouts	K-2	Science and Engineering
Play & Learn Science	PK-K	Science	Nature Cat's Great Outdoors	K-3	Science
Splash and Bubbles for Parents	PK-K	Science	PBS KIDS ScratchJr	1-2	Coding
Splash and Bubbles Ocean Adventure	PK-K	Science	Outdoor Family Fun with Plum	1-3	Science and Engineering
The Cat in the Hat Builds That!	PK-K	Science and Engineering	Cyberchase Shape Quest	1-5	Math, Science
The Cat in the Hat Invents	PK-K	Science and Engineering	PBS KIDS Games app	K-2	Multiple Learning Goals
Jet's Bot Builder: Robot Games	K-2	Science and Engineering	PBS KIDS Video app	K-2	Multiple Learning Goals
Photo Stuff with Ruff	K-2	Science			



pbskids.org/apps

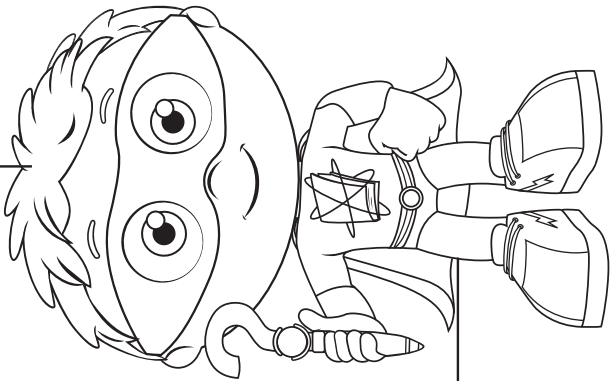

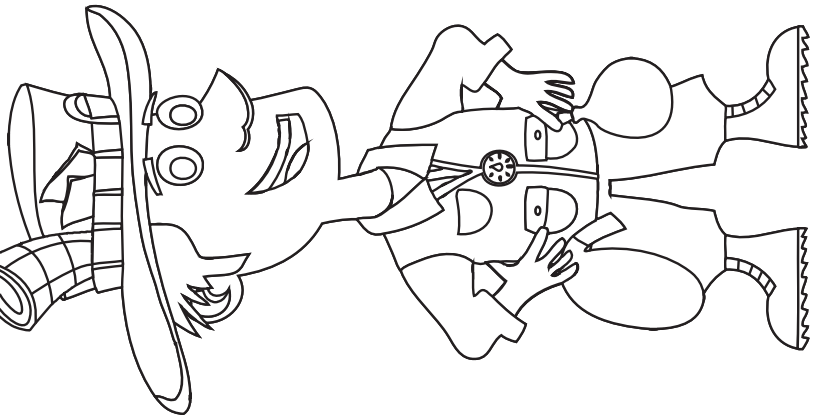


PBS KIDS and the PBS KIDS Logo are registered trademarks of Public Broadcasting Service. Used with permission.



Super Why's Super Sentence

What else could be in Wobblebottom's picture? Draw a picture in the frame and fill in the sentence below!




Wobblebottom has a picture of _____



© 2011 Out of the Blue Enterprises LLC. All Rights Reserved.
Funding provided by The Corporation for Public Broadcasting.
The PBS KIDS logo is a registered mark of PBS and is used with permission.



© 2011 Our of the Blue Enterprises LLC. All Rights Reserved.
Funding provided by The Corporation for Public Broadcasting
The PBS KIDS logo is a registered mark of PBS and is used with permission.



Woofster's Doggie Dictionary

Woofster's Dictionary can tell us what any word means, like quicksand!

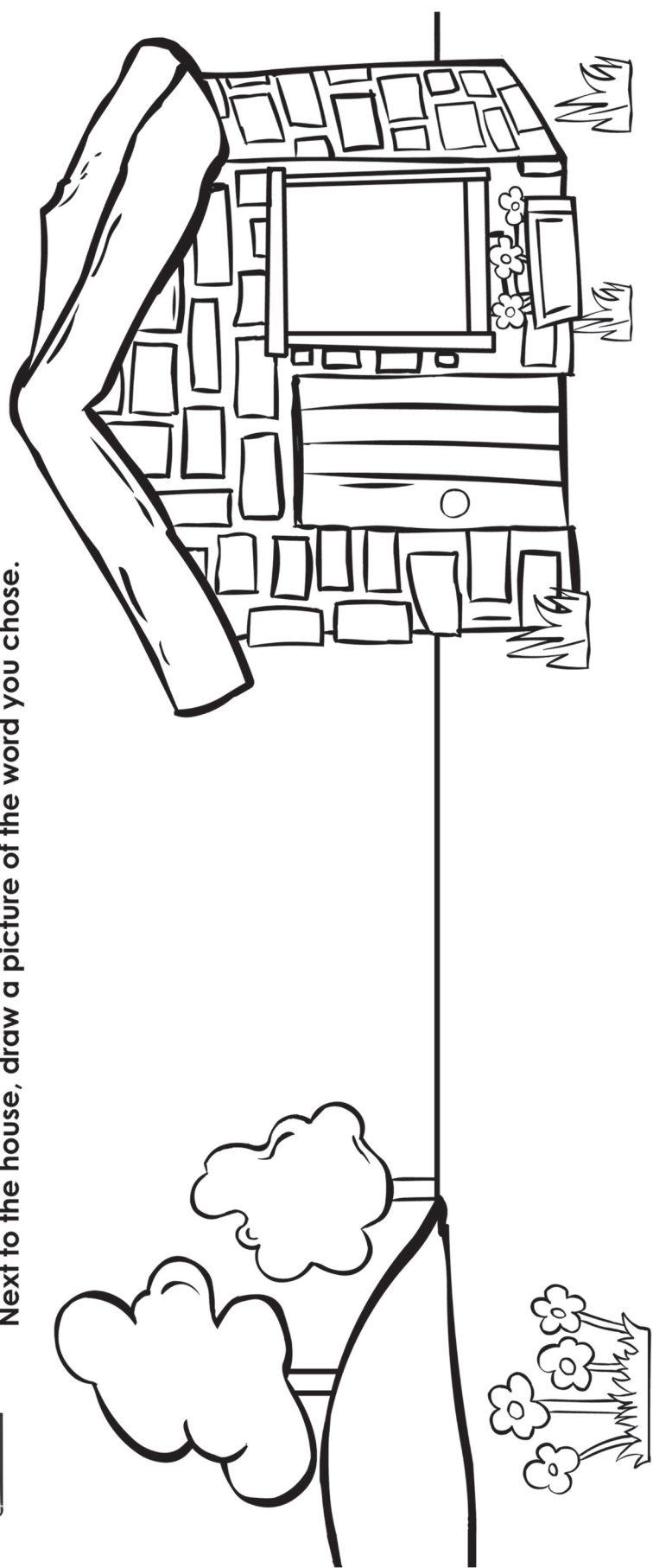
Draw a picture in the first box that shows what quicksand means. Look through a book or magazine

Write the word on the bottom of the dictionary page and draw a picture of what it means!



Super Why...to the rescue! Answer this question. There once was a big bad what? In the box below, circle the word that you want to use to finish the sentence. Write the word in the blank. Next to the house, draw a picture of the word you chose.

Next to the house, draw a picture of the word you chose.



There once was a big bad _____.





© 2011 Out of the Blue Enterprises LLC. All Rights Reserved.
Funding provided by The Corporation for Public Broadcasting
The PBS KIDS logo is a registered mark of PBS and is used with




SUPER WHY is an Out of the Blue Enterprises LLC/Decode Entertainment Inc. Production.

© 2007 Out of the Blue Enterprises LLC. All rights reserved.




Alpha Pig's Lickety Lasso Letters

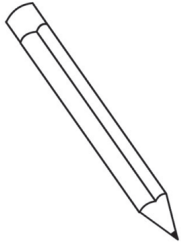
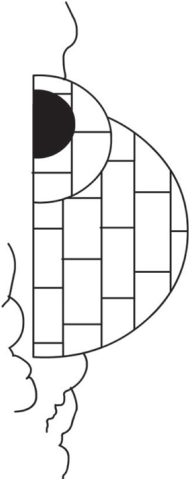




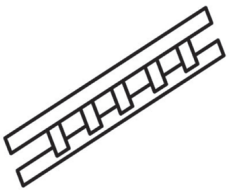

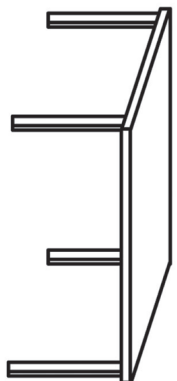
Draw a rope connecting each lower case letter to the matching upper case letter!



Alpha Pig's Rescue Letters



Help Alpha Pig rescue the letters in the word rope by circling all of the upper and lower case letters of rope!



 D Q P	 L I J	 G C K
 B P D	 V W M	 O Q D
 I T L	 F E Y	 J Z T





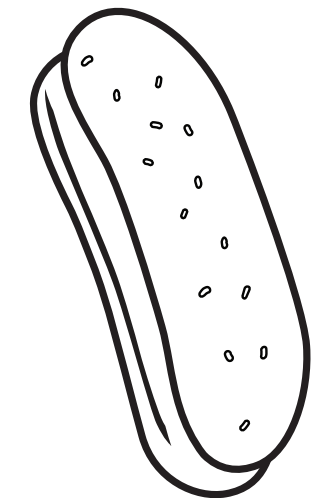




Princess Presto...to the rescue! Look at the picture and say what it is out loud.
Then circle the letter that makes the sound that picture starts with.





Wonder Red's Fun -un

Pick the letter or letters that will make each word match the picture in its box.
Write the letter or letters in the blanks to complete the word.
Cross out each letter in the box once you have used it.


 un _	 un _
 un _	 un _
 un _	 un _



sun take ball hat sit
sat run best flew dip
bank bun tall cab bake
cake can fun pink dog
chick pop bit run saw heat
junk sky sun wall string
cow clip fun train rain
ran mall rake sun mail
nail spell call map run




Wonder Red's Follow the -un
Circle the un word in each line.
Then connect all of the un words so Wonder Red can follow the un sounds to Sophie!



Wonder Red's Circle the -ake Family Word



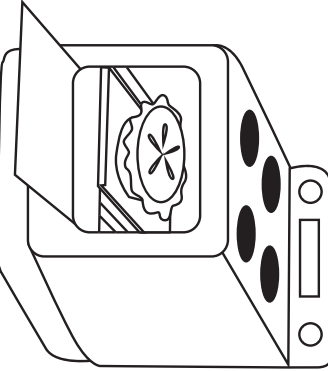
Circle the words in the -ake family, then draw a picture of each -ake word in the boxes on the right.


mat sing bed cake
ring snake lake sun
rake stick bat
bun cat run
flake
bake



	bake	ake
	ake	ake
	ake	ake

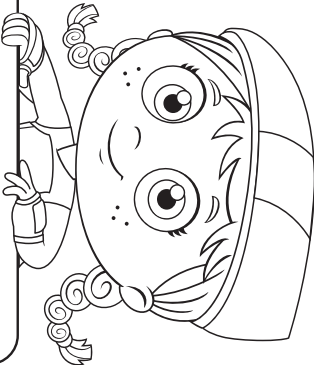
b
c
r
l
sn
fl

		
ake	ake	ake








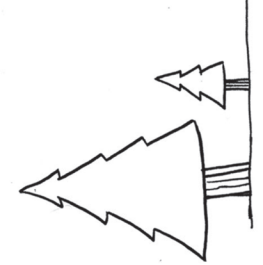
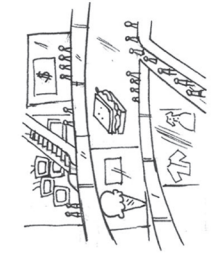
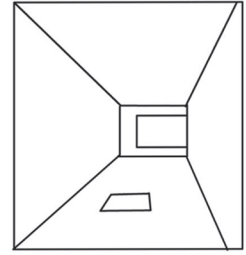
Wonder Red's Make an -ake

Pick the letter or letters that will make each word match the picture in its box.
Write the letter or letters in the blanks to complete the word.
Cross out each letter in the box once you have used it.



Wonder Red...to the rescue! Look at the box of letters. Pick the letter that will make each word match the picture. Write the letter in the blank to finish the word.
Cross out each letter in the box once you have used it.

B
SM
T
W
H
C
F
M

			
ALL _	ALL _	ALL _	ALL _
			
ALL _	ALL _	ALL _	ALL _



© 2011 Out of the Blue Enterprises LLC. All Rights Reserved.
Funding provided by The Corporation for Public Broadcasting
The PBS KIDS logo is a registered mark of PBS and is used with permission.



SUPER WHY is an Out of the Blue Enterprises LLC/Decode Entertainment Inc. Production.

© 2007 Out of the Blue Enterprises LLC. All rights reserved.



Wonder Red...to the rescue! Draw a line between
the -ALL family word and the picture that matches the word.



CALL

SMALL

TALL

BALL

FALL

HALL

WALL

MALL



Build a Word and Build a Fruit Salad

Construye la palabra y haz
la ensalada de frutas

Chef PIG has fruit to make a fruit salad, but there are letters
missing in each word. Help your child build each word so
Chef PIG can make a delicious fruit salad.

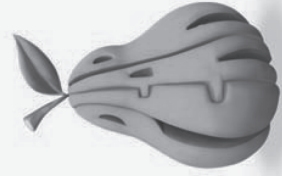
Chef PIG tiene fruta para hacer una ensalada, pero hay letras
que faltan en cada palabra. Ayuda a tu hijo a formar cada
palabra para que Chef PIG pueda hacer una deliciosa
ensalada de frutas.



wordWorld™
where Words Come Alive™



__PPLE



PEA__



WATERMELO__



BANA__A

HELP BOX AYUDA

N A R N



PBS KIDS Raising Readers is part of the Ready To Learn initiative, funded by the U.S. Department of Education,
in partnership with the Corporation for Public Broadcasting, PBS and the Ready To Learn Partnership.

The contents of this game were developed under a grant, #PRU295B050003, from the Department of Education.
However, those contents do not necessarily represent the policy of the Department of Education and you should
not assume endorsement by the Federal Government.

© 2008 WordWorld, LLC. WordWorld, WordThings, WordFriends and associated logos are
trademarks of WordWorld, LLC. Patent pending.

readytolearnreading.org



"Sesame Street®," "Sesame Workshop®," and associated characters, trademarks and design elements are owned and licensed by Sesame Workshop. © 2008 Sesame Workshop. All rights reserved.

PBS KIDS Raising Readers is part of the Ready To Learn initiative, funded by the U.S. Department of Education, in partnership with the Corporation for Public Broadcasting, PBS and the Ready To Learn Partnership.

The contents of this game were developed under a grant, #PRU295B050003, from the Department of Education. However, those contents do not necessarily represent the policy of the Department of Education and you should not assume endorsement by the Federal Government.




readytolearnreading.org

Shopping for Letters

Comprando letras

Can you spy these fruits and vegetables at the grocery store? As you find each one, encourage your child to call out its name. Now explore letters and words by asking such questions as, "What letter does pepper start with?" Now look for other items in the store that begin with this letter and draw them in the empty squares. You'll be building literacy with each new discovery.

¿Puedes encontrar estas frutas y vegetales en el supermercado? Al ir las encontrando, anime a su niño a decir sus nombres. Exploren letras y sonidos utilizando preguntas como: ¿Con qué letra empieza "pepper"? Después busquen otros productos que empiecen con la misma letra y dibújenlos en los espacios vacíos. Estarán fomentando el vocabulario con cada nuevo descubrimiento.

 tomato			
 pepper			
 apple			

123

SESAME STREET

Alpha Pig's Name Game

El juego de los nombres de Alpha Pig

Alpha Pig loves to eat Apples. Alpha Pig and Apples start with the letter A. Ask your child to find items at the grocery store that start with the first letter of his or her name. Have your child write or draw a picture of the items in the spaces provided.


A Alpha Pig le gusta comer "apple". Alpha Pig y apple empiezan con la letra "A". Pídele a tu hijo que encuentre artículos en el supermercado que empiecen con la primera letra de su nombre. Haz que tu hijo escriba o dibuje los artículos en los espacios correspondientes.

A

APPLES

ALPHA PIG

Super WHY!



Write the items here.
Escribe los productos aquí.

Draw the pictures here.
Dibuja los productos aquí.

Supermarket Explorer

PBS KIDS raising readers

READING rockets
www.ReadingRockets.org



© 2008 Out of the Blue Enterprises LLC. All rights reserved.

readytolearnreading.org

WordWorld™
Where Words Come Alive™



Grocery List

Eggs
Bread
Banana
Apple
Corn

APPLE



CORN



BREAD



CAR



SLIDE



EGGS



BANANA



SKATEBOARD





BED





SHEEP'S grocery list is not quite right. Have your child cross out the WordThings™ that don't belong on a grocery store list. For more grocery shopping fun, ask your child to circle the correct items when they see them throughout the store.

La lista de supermercado de SHEEP no está del todo correcta. Pide a tu hijo que marque las WordThings™ que no pertenecen a la lista del supermercado. Para mayor diversión, pide a tu hijo que circule los artículos correctos cuando los vean en el supermercado.

Supermarket Explorer



Supermarket Explorer



Make a Grocery List

¡Haz una lista para el supermercado!

Here's a way to make shopping more fun for everyone. Your child can write and draw a list of all the fruits and vegetables you need at the store. While you are shopping, let your child be in charge of finding the items on the grocery list. Remember to check off the item when you have found it!

Aquí está una forma de hacer las compras más divertidas para todos. Tu hijo puede escribir y dibujar una lista de todas las frutas y verduras que necesitarás en el supermercado. Mientras compras, pide a tu hijo que encuentre los artículos de la lista. ¡Recuerda borrar de la lista cada artículo al ser encontrado!

Grocery List

☒ apples

☐ carrots

☒ broccoli



Write the items here.
Escribe los productos aquí.

☐

Draw the items here.
Dibuja los productos aquí.

☐

☐

☐

☐

☐

☐

☐

☐

☐

Leona and Lionel Lion loves love _____.

Lionel Lion loves _____.

Leona Lion loves _____.

Cleo Lion loves _____.

Theo Lion loves _____.




la familia de leones ama la letra L! Ayuda a tu hijo a encontrar alimentos en el supermercado que comiencen con la letra L. Después pide a tu hijo que escriba o dibuje los alimentos en las líneas de la derecha. Al terminar, ayuda a tu hijo a leer cada trabaj lengua.



The Lion family loves the letter L! Help your child find foods in the grocery store that start with the letter L. Then, have your child write or draw the food on the lines to the right. When you are done, have your child read each tongue twister sentence.


Lions Love the Letter L

Los Leones Aman La letra “L”









Vocabulary Hunt


En Busca de Vocabulario

Martha is on the hunt for tasty treats! Help your child read each word. Have them write or draw a fruit or vegetable to fit each description. Use the suggestions below or come up with your own.

Martha está en busca de algo sabroso para comer. Ayuda a tu hijo a leer cada palabra. Después pídele que escriba o dibuje una fruta o verdura que coincida con esa descripción. Usen las sugerencias que se encuentran abajo o busquen sus propias opciones.

Suggestions Sugerencias

CELERY	LEMON
AVOCADO	LETTUCE
STRAWBERRY	PEACH



Find a fruit or vegetable that is...

Encuentra una fruta o verdura que es...

SOUR	LEAFY	SWEET
CRUNCHY	BUMPY	FUZZY



PBS KIDS and the PBS KIDS Logo are registered trademarks of Public Broadcasting Service. Used with permission. Made available by the Corporation for Public Broadcasting, a private corporation funded by the American people.

Find more games and activities at pbskidsforparents.org

[illegible]


Reading Chart



PBS KIDS READ!



Name



READING
rockets
www.ReadingRockets.org



raising readers

Supermarket Words

Palabras del Supermercado

The supermarket has different sections. Help Martha find her favorite foods. Have your child write or draw a picture of a food they find in the sections shown here.

El supermercado tiene diferentes secciones. Ayuda a Martha a encontrar sus alimentos favoritos. Pídele a su hijo que escriba o dibuje un alimento que se pueda encontrar en las secciones que se muestran aquí.



The **Bakery** has
foods that are baked in an oven.



The Dairy Section has items that are made with milk.



The **Produce Section** has lots of fruits and vegetables.



The **Butcher Shop** has many kinds of meats. (Martha's personal favorite.)




PBS KIDS Raising readers is part of the Ready To Learn initiative, funded by the U.S. Department of Education, in partnership with the Corporation for Public Broadcasting, PBS and the Ready To Learn Partnership.

The contents of this game were developed under a grant, #PPU295B050003, from the Department of Education. However, those contents do not necessarily represent the policy of the Department of Education and you should not assume endorsement by the Federal Government.

©2008 WGBH Educational Foundation. All rights reserved. "MARTHA" and all characters and underlying materials (including artwork) from the "MARTHA" books are trademarks of and copyrights of Susan Meddaugh and used under license. All other characters and underlying materials are trademarks of and copyrights of WGBH.

readytolearnreading.org

Storytime Stick Puppets



Puppets are a fun way to tell stories. Make puppets of Molly and her family and friends, and use them to retell a story you watched. Or you can take Molly on a new adventure by making up your own story!


Materials

- Printouts of characters and props
- Scissors
- Craft sticks or pencils
- Tape

A **prop** is an object, such as a book or a chair, that a character uses in a play, puppet show, or other performance. Using props helps characters tell a story.

Make Your Puppets and Props

1. Print the following pages on card stock or glue them to heavy paper. Use scissors to cut out the characters and props.
2. Place the puppet cutouts face down on a table.
3. Tape a craft stick (or pencil) to the back of each one. Position it so that half of the stick is below the bottom edge of the paper.
4. Now your puppets are ready.



Put Your Puppets into Action

There are lots of ways to play with your puppets! You can make your puppets act out a story or sing and dance. You can also learn a new fact about something you are interested in and have one puppet explain it to another.

Think about what you want your puppets to do. Pick the characters and props that will help you tell your story. Then, put on a puppet show! It can be a show you make by yourself or a show you create with someone else. You can put on the show for your family or friends. Or you can record it and watch it yourself.



Make More Props

You can design your own props, too! Draw pictures of other objects that you want to have in the stories you tell with your puppets. Cut the objects out, tape them onto craft sticks, and add them to your prop collection.


You can also make a simple puppet theater out of an empty cereal box. Find directions here: <https://www.pbs.org/parents/crafts-and-experiments/mini-pencil-puppet-theater>

[pbskids.org/molly](https://www.pbs.org/parents/crafts-and-experiments/mini-pencil-puppet-theater)

Stick Puppets



Molly



Tooey

Powered by a Ready To Learn Grant



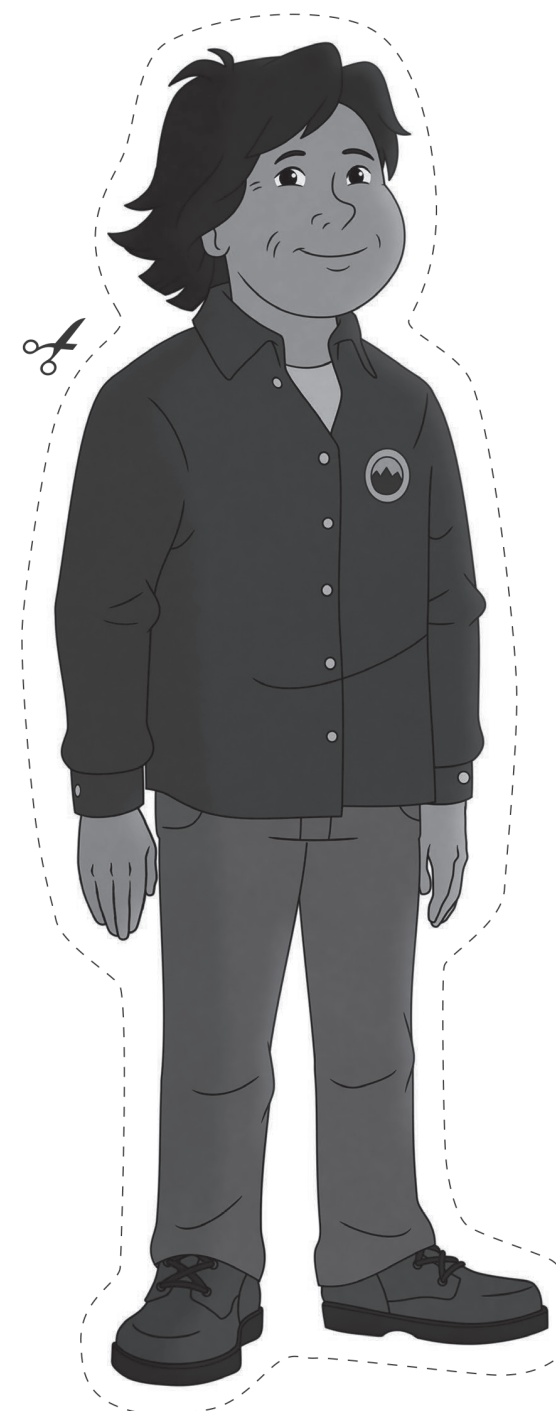

The contents of this program were developed under a grant from the U.S. Department of Education. However, those contents do not necessarily represent the policy of the Department of Education, and you should not assume endorsement by the Federal Government. The project is funded by a Ready To Learn grant (PR/AWARD No. U295A150003, CFDA No. 84.295A) provided by the Department of Education to the Corporation for Public Broadcasting.

Funding for MOLLY OF DENALI™ is provided by a Ready To Learn Grant from the U.S. Department of Education; the Corporation for Public Broadcasting, a private corporation funded by the American People; and by public television viewers. Additional funding made possible with the participation of the Province of British Columbia Production Services Tax Credit. Corporate funding provided by the T. Rowe Price College Savings Plan and IKEA®.


MOLLY OF DENALI is produced by GBH Kids and Atomic Cartoons in association with CBC Kids. PBS KIDS and the PBS KIDS Logo are registered trademarks of Public Broadcasting Service. Used with permission. Molly of Denali, and related characters and indicia are trademarks and copyright 2020 WGBH Educational Foundation. All rights reserved.

MOLLY OF DENALI™ is produced by GBH Kids and Atomic Cartoons in association with CBC Kids. Molly of Denali, TM/© 2020 WGBH Educational Foundation. All rights reserved.

Stick Puppets




Dad




Mom

This page was left intentionally blank

Stick Puppets



This page was left intentionally blank




Grandpa Nat

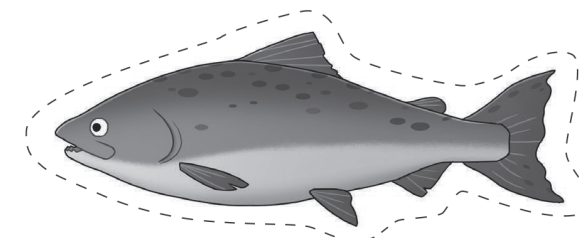


Suki


Stick Puppets



Puffin




Salmon




Eagle



Summer Hare



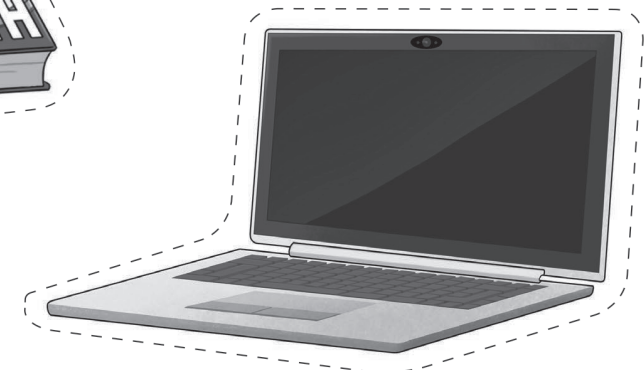
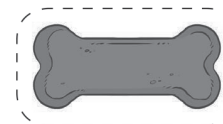
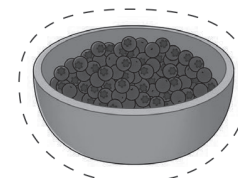


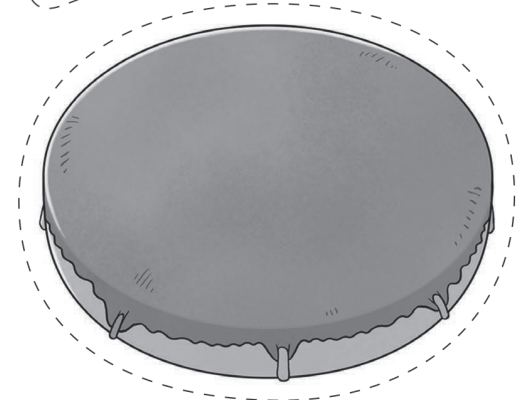
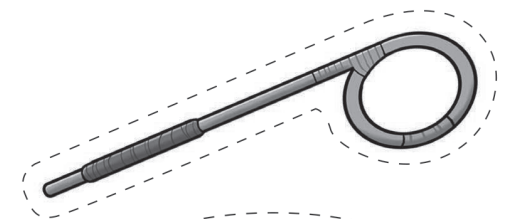
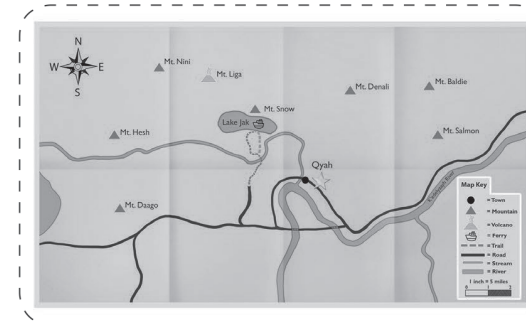

Red Fox



Arctic Fox

This page was left intentionally blank

Props



This page was left intentionally blank