




# SUMMER!

## FUN ACTIVITY BOOK



**ELEMENTARY**



On TV. Online. Statewide. VISIT [MichiganLearning.org](http://MichiganLearning.org)



**Summer is full of opportunities to play and learn, and we want to make it easy to find inspiring, kid-friendly activities!**

That's why we've worked with PBS stations and content creators from across the country to bundle up some of our favorite activities into one, easy-to-carry-anywhere book.

**We hope you and your kids will use these books to inspire learning all summer long!**

## Scan the QR Code

with your camera to get a link to the Michigan Learning Channel's **Summer Activity Guides!**






**Kindergarten**



**Elementary**



**Tweens**



On TV. Online.  
Statewide.

Learn more about the Michigan Learning Channel at  
**Facebook Live at [fb.me/michlearning](https://fb.me/michlearning)**  
**[www.michiganlearning.org/summer](http://www.michiganlearning.org/summer)**

Follow @MichLearning on social media to find out more.

The Michigan Learning Channel is funded through a grant awarded by the Michigan Department of Education and the U.S. Department of Education.



# Award-Winning Spelling Skills

Name \_\_\_\_\_



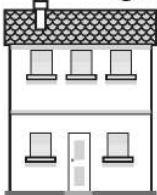






WORDGIRL



Show your spelling skills! Look at the pictures and say what each is out loud.

Circle the letter that represents the sound that each picture starts with.

Practice your spelling skills and write the name of the object in each box.

 <b>R P T</b>	 <b>B Y D</b>	 <b>J H K</b>
 <b>P L T</b>	 <b>P K G</b>	 <b>S C T</b>
 <b>M L B</b>	 <b>S D E</b>	 <b>C F D</b>



Key:  
Top Row: Table, Book, House  
Middle Row: Pencil, Key, Sandwich  
Bottom Row: Bus, Suitcase, Dog

For more games and activities visit [pbskidsforparents.org](http://pbskidsforparents.org)



PBS KIDS and the PBS KIDS Logo are registered trademarks of Public Broadcasting Service. Used with permission. WORDGIRL TM & © Scholastic Inc. All Rights Reserved.  
Made available by the Corporation for Public Broadcasting, a private corporation funded by the American people.



# ACTIVITY GUIDE

**Episode 205:** Earthquakes, Eruptions and Making Words

**Book:** *Earthquakes, Eruptions, and Other Events that Change Earth* by Natalie Hyde

Scan below to  
watch lesson



## Foundational Skills

Read the words in the Word Bank. These are all processes that change the Earth's surface. Write a word from the Word Bank on the line that matches each picture and key word in the same row.

earthquake   volcano   tsunami   landslide



wave

\_\_\_\_\_



slide

\_\_\_\_\_



erupt

\_\_\_\_\_



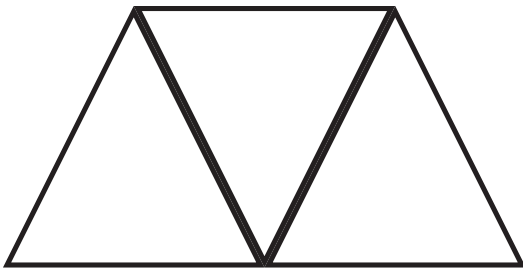
shake

\_\_\_\_\_

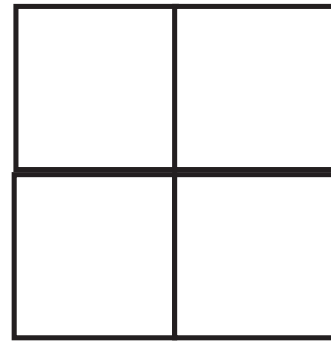


# Describe The Shape

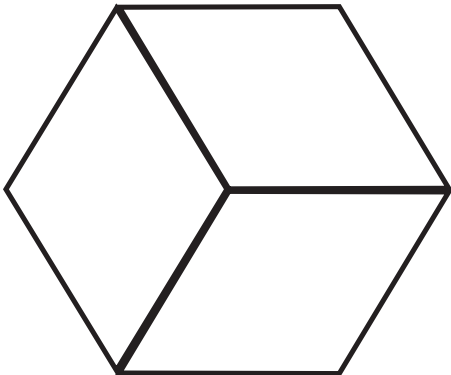
**Directions:** Fill in the blanks. (Example: The rectangle is made up of 3 squares.)



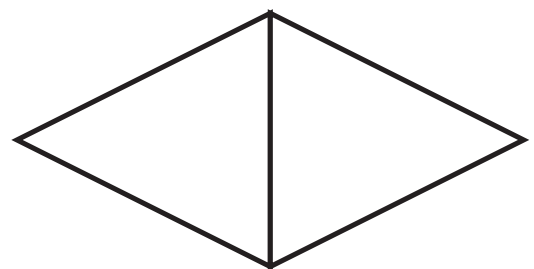
The \_\_\_\_\_ is made up  
of \_\_\_\_\_.



The \_\_\_\_\_ is made up  
of \_\_\_\_\_.



The \_\_\_\_\_ is made up  
of \_\_\_\_\_.



The \_\_\_\_\_ is made up  
of \_\_\_\_\_.





# Make a Bird Feeder



## What You Need:

- Pinecone, paper towel holder or piece of bread
- Peanut butter or honey
- Your choice of the following:
  - Raisins
  - Cranberries
  - Plain popped popcorn
  - Sunflower seeds
  - Shelled plain peanuts
  - Mixed birdseed
- Safety scissors
- Wire, dental floss or cotton string

## What to Do:

- 1. Select a bird feeder base:** Pinecones are a popular foundation for a bird feeder, but you may also use an empty paper towel roll or a stale piece of bread.
- 2. String it up:** Run a wire, dental floss or cotton string through your bird feeder. Secure the two ends together to make a loop.
- 3. Make it sticky:** Coat the base with peanut butter. If you know someone who has peanut allergies, use honey instead.
- 4. Add some goodies:** Roll the feeder in raisins, cranberries, unsalted and unbuttered popcorn, sunflower seeds, shelled plain peanuts or mixed birdseed.
- 5. Hang it up:** Place your bird feeder on a hook or on a tree branch outside your window. Discover which birds are popular in your neighborhood, research what they like to eat, and make a bird feeder for them.
- 6. Keep a wildlife journal:** Record what kind of birds and other animals come to visit your feeder!




Find more games and activities at [pbskidsforparents.org](https://pbskidsforparents.org)

# SPACE CREATURE



Scribbles  
and  
Ink



[pbskids.org](http://pbskids.org)



Produced by WGBH Kids for PBS. Funded by the Corporation for Public Broadcasting. © 2019 WGBH Educational Foundation. Based on Scribbles and Ink books written by Ethan Long, published by Harriet Ziefert, Inc., underlying Scribbles and Ink characters and artwork are copyrights and trademarks of Ethan Long.

The PBS KIDS wordmark and the PBS KIDS Logo are registered trademarks of Public Broadcasting Service. Used with permission.



# Dates and Themes

**The summer program runs from June 20 to August 14, 2022.**

Each week has a set of lessons, plus additional programs, activities, and field trips based on the weekly theme.

## **Take Flight (June 20-26):**

From planes and kites to butterflies and birds, discover the fables and physics of things that fly.

## **Under Water (June 27-July 3):**

Dive deep into oceans, rivers, and our own Great Lakes to discover what it takes to live beneath the waves.

## **Heroes (July 4-10):**

Celebrate our nation's birthday and the people we call heroes, whether they are veterans, everyday helpers, or the kind who wear capes.

## **Creatures (July 11-17):**

From the prehistoric to the present, learn about the fascinating features of creatures near and far.

## **Engineering (July 18-24):**

Meet the people who design bridges, cars, and video games and learn how to think like an engineer.

## **Great Outdoors (July 25-31):**

Explore the world outside your door and the incredible parks and waters that belong to us all.

## **When I Grow Up (August 1-7):**

All summer we'll learn about different careers—this week, think about all the exciting possibilities in your future!

## **Shoot for the Stars (August 8-14):**

Look up at the night sky and into outer space and meet people who risked everything to follow their dreams.



On TV. Online.  
Statewide.

Learn more about the Michigan Learning Channel at  
**Facebook Live at [fb.me/michlearning](https://fb.me/michlearning)**  
**[www.michiganlearning.org/summer](http://www.michiganlearning.org/summer)**

   Follow @MichLearning on social media to find out more.