



ACTIVITY GUIDE

Episode 103: Families and the Letter H

Book: *Meet My Family: Animal Babies and Their Families* by Laurie Salas

Scan below to watch lesson



High Frequency Word

Underline the high frequency word **my** in the sentence below.

my

I have four people in my family.



Read It

Say each picture. Clap out the syllables or word parts.



pen

cil



tur

tle



ba

by

Draw It

Draw a picture of your family.

Trace It

Trace the word **my** with your finger, a pencil, and a marker.

my



ACTIVITY GUIDE

Episode 104: Sing Along Fun and the Letter I

Scan below to watch lesson



Letter Heroes

Highlight or lightly color over the uppercase letter **I's** and lowercase letter **i's** in the sentence in the **sentence below**.

Ii

I like to eat ice cream.

Write It

Use the words below to write a sentence. Draw a picture to match your sentence.

like cat I my

_____.

Match It

Listen to the beginning sound of each picture. Draw a line from one picture to another picture with the same beginning sound.



Tt



Ii



Hh



Aa





Deck o' Dots Train



Directions:

1. Cut out the Deck o' Dots cards.
2. Players work together to spread out the Deck o' Dots cards and match the quantity on the card to the number on the game board.
3. Play until the deck is gone and each card has a spot on the train.



Deck o' Dots Train Game Board

1

2

3

4

5

6

7


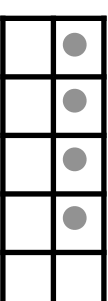
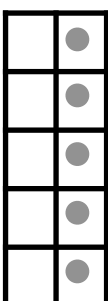
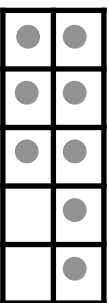
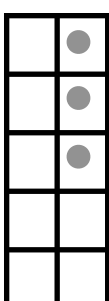
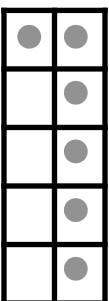
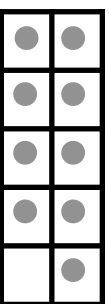
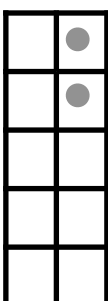
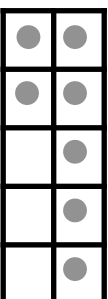
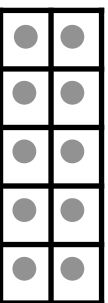
8

9

10



Deck o Dots Cards



Mad Lib Farm

Directions: Roll a die for each image. Put the number rolled next to the image. Then draw the amount rolled into the picture.



.....



.....



.....



.....

