



ACTIVITY GUIDE

Episode 203: Suffixes and Saving the Salmon

Book: *Swimming Salmon* by Kathleen Martin-James

Scan below to watch lesson



Phonics Skills

Read the paragraph out loud. Circle the words with the -ous and -en suffixes.

When visiting a lake, you might see a Ring-billed Gull. Although these birds eat fish and insects, you should tighten your grip on your sandwich. These adventurous gulls might feast on your leftovers! Cleaning up your snacks encourages gulls to eat their natural foods.

Try It

A **suffix** is a word part added to the end of a word to change a word and its meaning.

-ous
full of, having

-en
to cause to be or have

We often drop the -e on base words when we add suffixes that start with vowels.

Write It

Combine each base word with the given suffix. Write the new word in the space provided and read each definition. Try using the new words in a sentence, and share them with a family member.

base word	suffix	new word	meaning
danger	ous		full of danger
fame	ous		full of fame
fright	en		to cause to be afraid
sharp	en		to cause to become sharp



ACTIVITY GUIDE

Episode 204: Word Webs and Saving the Salmon

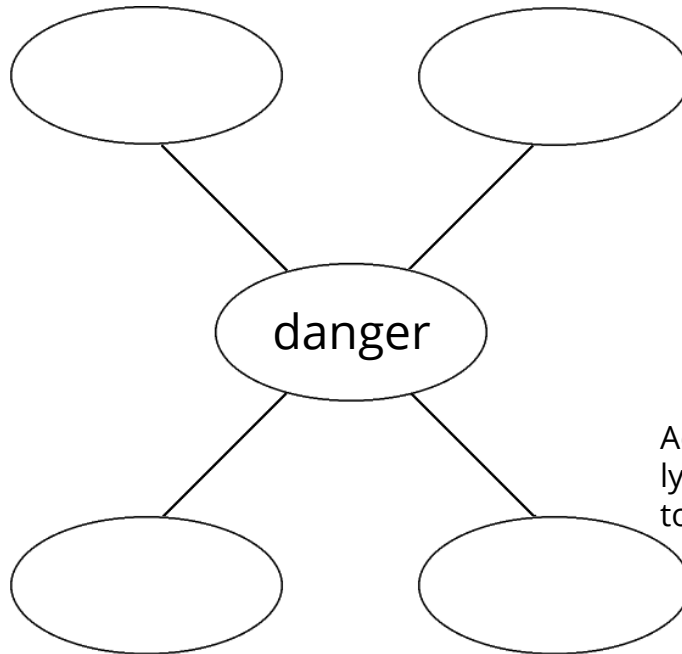
Book: *Swimming Salmon* by Kathleen Martin-James

Scan below to watch lesson



Phonics Skills

Add the prefix en- to the beginning of the word to make a verb.



Add the suffix -ous to the end of the word to make an adjective.

Add the prefix en- to the beginning and the suffix -ed to the ending of the word to make a verb.

Add the suffix -ous and -ly to the end of the word to make an adverb.

Parts of Speech

verb - a type of word that describes an action

noun - a type of word that represents a person, thing, or place

adjective - describe nouns and pronouns

adverb - describe verbs, adjectives, and even other adverbs

Foundational Skills

A **suffix** is a word part added to the end of a word to change a word and its meaning.

A **prefix** is a word part added to the beginning of a word to change a word and its meaning.

Math Might's Showdown! Addition Strategies

Players: 2-4

Materials:

- Clear counters - 10 of one color per player
- Blank paper - 1 sheet per player
- Game board
- Recording sheet


Objective: Practice problem solving strategies

1. The first player chooses a problem from the game board and claims it with a counter.
2. The player then selects one of the characters/strategies to solve the problem on the blank paper and circles the character on the recording sheet.
3. The next player repeats steps 1 and 2.
4. Continue taking turns until all problems have been claimed.

Decompose/Compose



Partial Sums



Compensation








Math Might's Showdown! Addition Strategies








$128 + 217 =$	$126 + 625 =$	$625 + 189 =$	$298 + 115 =$
$425 + 138 =$	$156 + 324 =$	$258 + 136 =$	$199 + 126 =$
$123 + 627 =$	$548 + 117 =$	$188 + 414 =$	$249 + 149 =$
$338 + 156 =$	$189 + 288 =$	$168 + 533 =$	$524 + 118 =$
$152 + 269 =$	$178 + 417 =$	$123 + 378 =$	$298 + 152 =$






Recording Sheet-Player 1

Round 1	Character/Strategy	Show your work.
1		
2		
3		
4		
5		






Recording Sheet-Player 1

Round 1	Character/Strategy	Show your work.
6		
7		
8		
9		
10		

Recording Sheet-Player 2

Round 1	Character/Strategy	Show your work.
1		
2		
3		
4		
5		

Recording Sheet-Player 2

Round 1	Character/Strategy	Show your work.
6		
7		
8		
9		
10		

Addition Problems with T-Pops

Directions: For each problem do a quick draw with base ten blocks or place value discs to show your thinking.

$$567 + 349$$



traditional

$$195 + 632$$



traditional

$$288 + 703$$



traditional

$$498 + 485$$



traditional