



ACTIVITY GUIDE

Episode 105: Family Fun and the Letter L

Book: *Fun Families* by Julia Lindsey

Scan below to watch lesson



Letter Heroes

Read the sentence out loud. Highlight or lightly color over the uppercase letter **L's** and lowercase letter **l's**.

L l

Leo the lion likes to run.

Use your finger to sky write the letters **Ll**.

High Frequency Words

Read the sentences below. Underline the high frequency words **am** and **it**.

am it

I am a writer.

I like to write books.

Match It

Read the words in the box. Use the lines below to write a sentence. Draw a picture to go with your sentence.

family My special is



ACTIVITY GUIDE

Episode 106: Sounds All Around and the Letter M

Scan below to watch lesson



Letter Heroes

Read the sentence out loud. Highlight or lightly color over the uppercase letter **M's** and lowercase letter **m's**.

Mm

The monkey is on the motorcycle.

Unscramble It

Read the words below. Unscramble the words to make a sentence. Write the words on the lines to make a sentence.

that sound What was

_____ _____
_____ _____?

Write It

Say each picture out loud, and listen to the beginning sound. Write the beginning letter of each picture on the line.

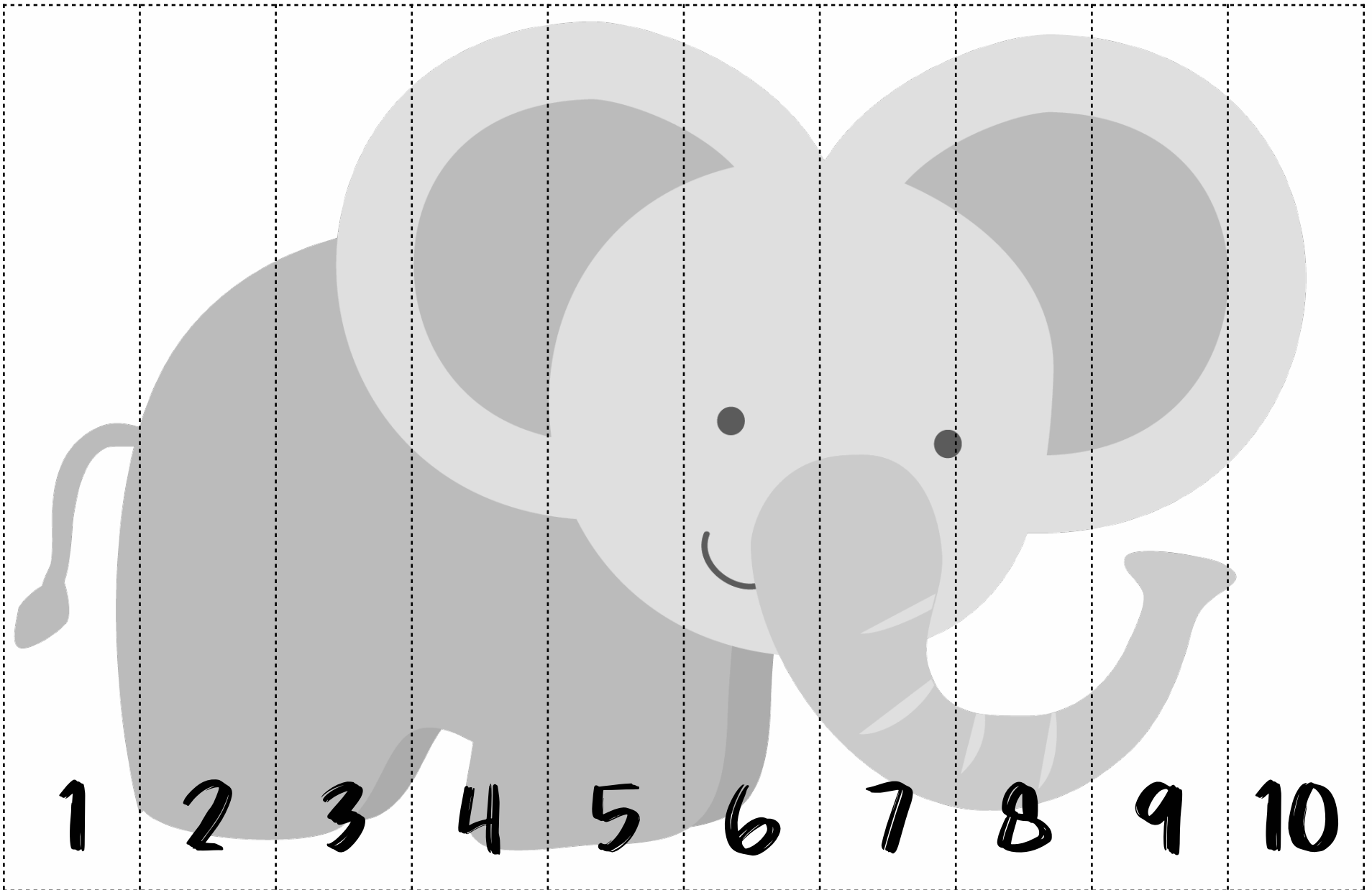
Aa	Tt	Ll	Hh
			





Ordering Number Puzzles



Directions: Cut out the puzzles. Mix all the puzzle pieces up and build the each of the 3 puzzles.







Deck o' Dots Train CHALLENGE +1 and -1

Deck o'
Dots!



CHALLENGE +1

Materials: Deck o' Dots ten frame cards (cut out), game board, accountability sheet

Directions:

1. Leave the cards in a stack next to the game board.
2. Players take turns drawing a card and placing it on the number that is one more than the number they drew.
3. Record the number on the card drawn and then add one to record the new number on the accountability sheet.

Example: Player draws the number 5, so s(he) adds 1 and puts it on the train on the number 6.

CHALLENGE -1

Materials: Deck o' Dots ten frame cards (cut out), game board, accountability sheet

Directions:

1. Leave the cards in a stack next to the game board.
2. Players take turns drawing a card and placing it on the number that is one less than the number they drew.
3. Record the number on the card drawn and then subtract one to record the new number on the accountability sheet.

Example: Player draws the number 8, so s(he) subtracts 1 and puts it on the train on the number 7.

Deck o' Dots Train CHALLENGE +1 Game Board

2

3

4

5

6

7

8

9

10

11

Deck o' Dots Train CHALLENGE +1

Accountability Worksheet

Name: _____

Draw		Sum
9	+1	10
	+1	
	+1	
	+1	
	+1	
	+1	
	+1	
	+1	
	+1	
	+1	

Deck o' Dots Train CHALLENGE -1 Game Board

0

1

2

3

4

5

6

7

8

9

Deck o' Dots Train CHALLENGE -1

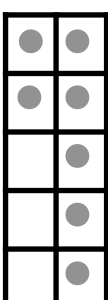
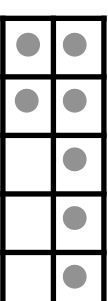
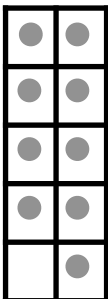
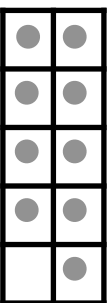
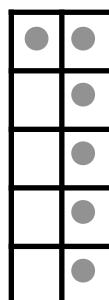
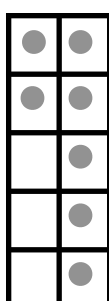
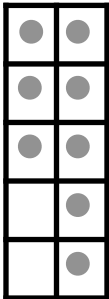
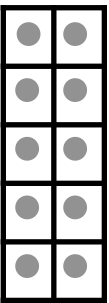
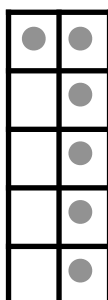
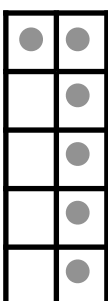
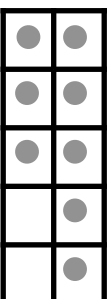
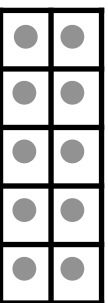
Accountability Worksheet

Name: _____

Draw		Sum
8	-1	7
	-1	
	-1	
	-1	
	-1	
	-1	
	-1	
	-1	
	-1	
	-1	



Deck o Dots Cards





Deck o Dots Cards

