



# SUMMER!

## FUN ACTIVITY BOOK



**LOWER  
ELEMENTARY**

On TV. Online. Statewide. VISIT [MichiganLearning.org](http://MichiganLearning.org)














# Week 1: Animals

June 19-25

Explore the animal kingdom for ferocious fun! Our featured careers this week are biologist, zookeeper, and veterinarian. Scan the QR code or visit [MichiganLearning.org/Summer/Animals](https://MichiganLearning.org/Summer/Animals) to explore all of our videos this week.

Use the sheet below to mark off this week's activities as you complete them. See if you can get a BINGO! Some of them are in this book, and some ask you to use your imagination or go outside.



|   |  |  |   |   |
|---|--|--|---|---|
| Talk to someone who works with animals  | <br>60 mins. of activity  | <br>Read for 20 minutes         | Make a Wild Kratts Wildlife Journal   | Watch Read, Write, ROAR!  |
| <br>Read for 20 minutes  | <br>Watch Math Might    | <br>Look for birds            | Name 3 animals you can find at a zoo  | <br>60 mins. of activity |
| <br>60 mins. of activity | Go on a nature treasure hunt   | <br>HAVE FUN!<br>(Free Space) | Go for a walk or hike   | <br>Read for 20 minutes  |
| Watch Read, Write, ROAR!  | <br>Spot a squirrel     | <br>Watch Math Might          | Watch InPACT at Home  | Draw a bird with Cat in the Hat   |
| Watch InPACT at Home  | <br>Read for 20 minutes | Name 3 kinds of dinosaurs  | <br>60 mins. of activity | Write a story about an animal   |



# Wild Kratts Wildlife Journal

Keeping a wildlife journal is a great way to build both observation and writing skills. You don't have to go far – you'd be surprised what is going on just outside your front door!



## Directions


### Creating the Journal:

(You may want to ask an adult for some help.)

1. Fold several sheets of paper in half so that you create a booklet.
2. Look outside your window, walk in your yard, or along your street and take notice of what you see.
3. Customize the journal by creating an illustration on the cover.

### Using the Journal:

1. Write the day's date.
2. Go outside and walk in your yard, along your street, or in a nearby park and take notice of what you see.
  - Did you see any animals? Birds? Insects?
  - Where are they living?
  - What are they doing?
  - How many did you see?
  - Could you hear them?
  - What time of day is it?
3. Write down notes or sketch a picture in your journal, so that you have a record of the thing you observed.
4. After a few entries, take a look back at the things you saw. How were things different each time? What was the same?



### Materials

- Several sheets of unlined paper
- Hole punch or stapler for binding
- Ribbon or string to bind
- Markers, pencils or crayons

Find more games and activities at **[pbskidsforparents.org](https://pbskidsforparents.org)**

PBS KIDS and the PBS KIDS Logo are registered trademarks of Public Broadcasting Service. Used with permission. Wild Kratts® © 2020 Kratt Brothers Co. Ltd./9 Story Media Group Inc. Wild Kratts! Creature Power! are owned by Kratt Brothers Company Ltd. Corporate funding is provided by Adventure Academy™ and Target. All rights reserved.

Funded by:







# Wild Kratts Wildlife Journal

**What I Observed**

**Nature Notes**

---

---

---

**Date** \_\_\_\_\_

**Location** \_\_\_\_\_



Find more games and activities at **[pbskidsforparents.org](https://pbskidsforparents.org)**

\*PBS KIDS and the PBS KIDS Logo are registered trademarks of Public Broadcasting Service. Used with permission. Wild Kratts® ©2020 Kratt Brothers Co. Ltd. / 8 Story Media Group Inc. Wild Kratts! Characters and names are owned by Kratt Brothers Company Ltd. Corporate funding is provided by Adventure Academy™ and Target. All rights reserved.

Funded by  
  
**ADVENTURE  
ACADEMY**





\_\_\_\_\_  
Name



# Nature Treasure Hunt



Find 2 different kinds of plants. Draw a picture of each one below. Pay attention to the shapes of leaves and colors of any flowers. How are they alike? How are they different?

## Plants I Found



Find 2 different kinds of animals. Draw a picture of each one below. Show as many details as you can. How are they alike? How are they different?

## Animals I Found



KIDDIE ACADEMY  
Funded by ABCmouse.com

**Tell someone else about something NEW you learned about a plant or an animal you observed.**

Find more games and activities at **[pbskidsforparents.org](http://pbskidsforparents.org)**


PBS KIDS and the PBS KIDS Logo are registered trademarks of Public Broadcasting Service. Used with permission. Dinosaur Train™ & © 2015 The Jim Henson Company. All Rights Reserved. Corporate funding is provided by Kiddie Academy.



Name \_\_\_\_\_

## My Bird Observations

**Look out a window and draw a bird that you see.  
Tell someone else about the bird. Share what you notice — for example,  
the colors of the feathers or the shape of its beak. What was it doing?**



Find more games and activities at [pbskidsforparents.org](https://pbskidsforparents.org)



THE CAT IN THE HAT KNOWS A LOT ABOUT THAT! Season 3 © 2017-2018 CITH Productions III Inc. Based on the original television series created by Portfolio Entertainment Inc. and Collingwood & Co. Dr. Seuss Books & Characters TM & © 1957, 1958 Dr. Seuss Enterprises, L.P. All rights reserved. The contents of this document were developed under a cooperative agreement (PR/Award No. U295A150003, CPDA No. 34,295A) from the U.S. Department of Education. However, these contents do not necessarily represent the policy of the Department of Education, and you should not assume endorsement by the Federal Government. PBS KIDS and the PBS KIDS Logo are registered trademarks of Public Broadcasting Service. Used with permission. Made available by the Corporation for Public Broadcasting, a private corporation funded by the American people.



# ACTIVITY GUIDE

**Episode 202:** Up in the sky! and A Narrative Story

Scan below to  
watch lesson



## Read It

Think of ideas for a narrative story about a time when the daytime or nighttime sky was an important part of the story. Write your ideas on the lines below.

1. \_\_\_\_\_
2. \_\_\_\_\_
3. \_\_\_\_\_
4. \_\_\_\_\_
5. \_\_\_\_\_

## Write It

Reread the list of topics that you made above. Before choosing a topic to write about, use the questions below to help you decide which topic is the best fit for your story. Cross out the topics that don't meet your needs.

1. Which topics have important parts that are related to the daytime or nighttime sky?
2. Which topics have something to do with the sky and why it was that way during that time of year?
3. Which topics do I remember well enough to write a story about? Do I remember who was there, how I felt, what it looked like? Will the sky be an important part of the story?
4. Which story am I excited to write about that will help me think about the importance of the daytime or nighttime sky? Who will I share it with?





# ACTIVITY GUIDE

**Episode 201:** Earth's Landforms and -tch words

**Book:** *Earth's Landforms and Bodies of Water* by Natalie Hyde

Scan below to  
watch lesson



## Phonics Skills

Landforms are natural features on the Earth's surface. Look at the numbers on the picture below. Write a word from the *Words to Know* box to label each number with the correct landform.



1. \_\_\_\_\_ 2. \_\_\_\_\_  
3. \_\_\_\_\_ 4. \_\_\_\_\_



What types of landforms do you have where you live?

## Words to Know

- **mountain** - a high raised landform that has sloping sides that form a peak.
- **hill** - a high raised landform that is smaller than a mountain with a rounded top.
- **valley** - an area found between raised landforms such as mountains or hills.
- **plains** - large, flat areas of land usually covered in grasses.





# ACTIVITY GUIDE

**Episode 202:** More Prefixes and Saving the Trout

**Book:** *Underwater Adventures with Louis and Louise* by Stephen Schram

Scan below to watch lesson



## Phonics Skills

Read the passage out loud. Underline the words with the **prefix** fore- and trans-.


Did you know the Blackpoll Warbler bird weighs less than a pencil? And yet it takes a transoceanic trip every winter! Before using a GPS, scientists didn't foresee this tiny bird flying across the ocean. They were surprised! Scientists think the foremost goal of the Warbler is to migrate quickly.

## Words to Know

A **prefix** is a word part added to the beginning of a word that changes the meaning of the word.

The prefix **trans-** means "across" or "beyond".

The prefix **fore-** means "before" or "in front of".

 Look for the trans- and fore- prefixes in your own reading.

## Write It

Break each word into syllables and write the word parts in the blanks provided.

| word         | syllables |     | meaning                                     |
|--------------|-----------|-----|---|
| foresee      | fore      | see | to see before it happens                    |
| forewarn     |           |     | to warn before something happens            |
| foremost     |           |     | most important                              |
| transoceanic |           |     | to go across the ocean                      |
| transfix     |           |     | to make something motionless                |
| transplant   |           |     | to move something from one place to another |



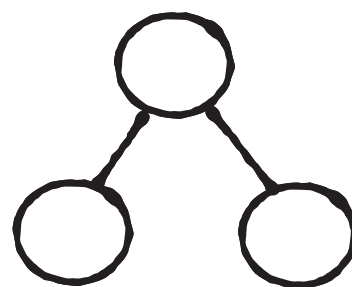
## 10 Frame Shake!

Shake a cup with 10 two-sided counters and dump it out. Count how many of each color you have and record it in the number sentence and number bond.

Keep going until you have all 9 combinations for 10.

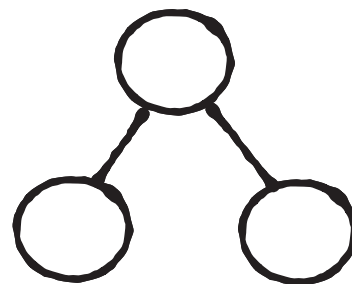
|  |  |  |  |  |
|--|--|--|--|--|
|  |  |  |  |  |
|  |  |  |  |  |

$$\begin{array}{c} \underline{\hspace{2cm}} \\ + \underline{\hspace{2cm}} = 10 \end{array}$$



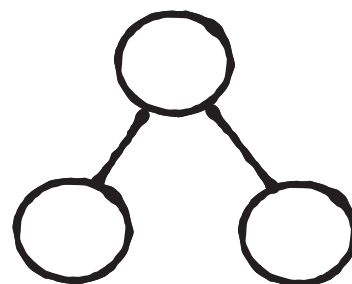
|  |  |  |  |  |
|--|--|--|--|--|
|  |  |  |  |  |
|  |  |  |  |  |

$$\begin{array}{c} \underline{\hspace{2cm}} \\ + \underline{\hspace{2cm}} = 10 \end{array}$$



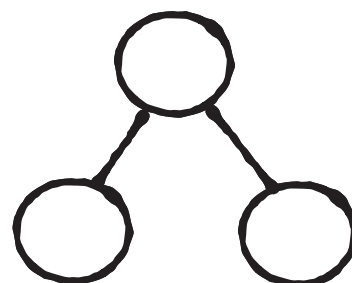
|  |  |  |  |  |
|--|--|--|--|--|
|  |  |  |  |  |
|  |  |  |  |  |

$$\begin{array}{c} \underline{\hspace{2cm}} \\ + \underline{\hspace{2cm}} = 10 \end{array}$$



|  |  |  |  |  |
|--|--|--|--|--|
|  |  |  |  |  |
|  |  |  |  |  |

$$\begin{array}{c} \underline{\hspace{2cm}} \\ + \underline{\hspace{2cm}} = 10 \end{array}$$





# 5 Way Challenge

Write the number 5 ways.

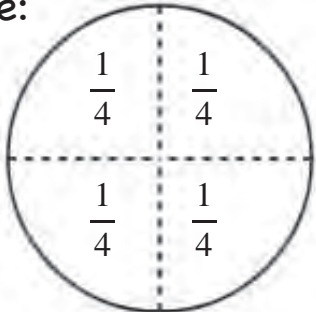

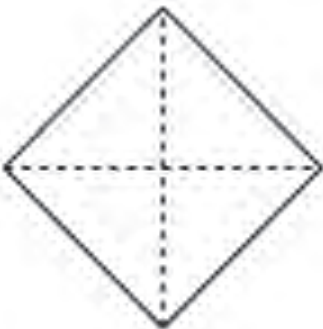
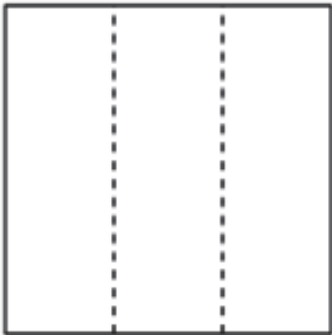
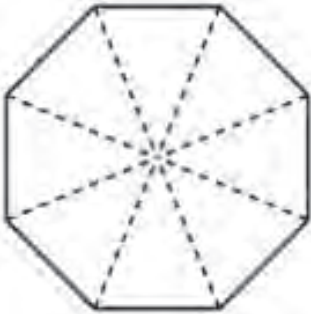
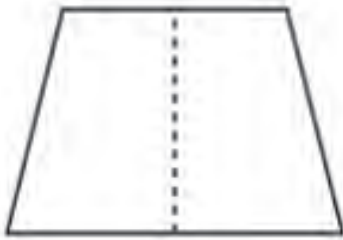
|   |   |
|---|---|
| <div data-bbox="386 785 737 947" data-label="Text"><p>356</p></div>                       | <div data-bbox="948 682 1365 735" data-label="Text"><p>Only Tens and Ones</p></div> |
| <div data-bbox="386 1108 799 1161" data-label="Text"><p>A Base Ten Diagram</p></div>      | <div data-bbox="1031 1108 1269 1155" data-label="Text"><p>Word Form</p></div>       |
| <div data-bbox="316 1537 849 1589" data-label="Text"><p>Compose a Different Way</p></div> | <div data-bbox="993 1537 1320 1589" data-label="Text"><p>Expanded Form</p></div>    |





# Reading and Writing Fractions

**Directions:** Label each part of the pictures and practice reading the fraction.

|  |  |
|--|--|
| <p>Example:</p>  <p>Practice reading: one fourth</p> |  |
|   |  |
|   |  |



## **WHAT IS MEET UP AND EAT UP?**

Meet Up and Eat Up provides FREE nutritious meals for children and teens 18 years and younger.

## **HOW DO I SIGN UP?**

No application or sign-up needed, just come and join us!

## **WHERE IS IT?**

To find a location near you

**Visit: [www.michigan.gov/meetupeatup](http://www.michigan.gov/meetupeatup)**

**Call: 211**

**Text: Food to 304-304**

**Mande por texto "Comida" al 304-304**



# Michigan LEARNING CHANNEL

A PUBLIC MEDIA PARTNERSHIP

# SUMMER!

## FUN ACTIVITY BOOK

### Thank You Sponsors!



The Donald and Mary Kosch Foundation

On TV. Online. Statewide.

**WATCH** on the Michigan Learning Channel  
or stream the channel at [MichiganLearning.org](http://MichiganLearning.org)



Visit [MichiganLearning.org](http://MichiganLearning.org) and follow  
@MichLearning on social media to find out more.



## LOWER ELEMENTARY

The contents of this book were developed under a grant from the U.S. Department of Education. However, those contents do not necessarily represent the policy of the Department of Education, and you should not assume endorsement by the Federal Government. The project is funded by a Ready To Learn grant (PR/Award No. S295A200004, CFDA No. 84.295A) provided by the Department of Education to the Corporation for Public Broadcasting.