



SUMMER!

FUN ACTIVITY BOOK



**LOWER
ELEMENTARY**

On TV. Online. Statewide. VISIT MichiganLearning.org












Week 5: Our Stories

July 17-23

From legends to our everyday lives, stories shape who we are. Our featured careers this week are writer, archaeologist, and teacher. Scan the QR code or visit MichiganLearning.org/Summer/Stories to explore all of our videos this week.

Use the sheet below to mark off this week's activities as you complete them. See if you can get a BINGO! Some of them are in this book, and some ask you to use your imagination or go outside.



Learn about a family member's job	 60 mins. of activity	 Read for 20 minutes	Read a story from a different country	Watch Read, Write, ROAR!
 Read for 20 minutes	 Watch Math Might's	Watch Cartoon Academy	Draw a family portrait	 60 mins. of activity
 60 mins. of activity	Make a family memory book	 HAVE FUN! (Free Space)	Try a new food	 Read for 20 minutes
Watch Read, Write, ROAR!	Write an original story	 Watch Math Might's	Watch InPACT at Home	Make a family recipe
Watch InPACT at Home	 Read for 20 minutes	Draw a comic strip	 60 mins. of activity	Name facial expressions with Cartoon Academy



Name _____

My Family and Me

Art Supplies

Washable markers, crayons or pencils

Hole punch


Paper

Ribbon or string

Directions:

Families are all unique. Make your own memory book to celebrate you and your family. Think about your family members, your family traditions, and how you spend time together.

1. **Recollect:** Think about your family members, how you help each other, and what special qualities you have.
2. **Create:** Use art materials and paper to illustrate your *My Family and Me* book.
3. **Write:** Write captions to explain your illustrations.
4. **Collect:** Find a creative way to bind the pages of your book together. Remember to make a title for your book and add a title page.
5. **Talk About It:** Share your *My Family and Me* book with others. You might encourage them to make their own so that you can build a collective volume of your family's stories.



Find more games and activities at pbskidsforparents.org

PBS KIDS and the PBS KIDS Logo are registered trademarks of Public Broadcasting Service. Used with permission. ARTHUR & the other Marc Brown ARTHUR characters and underlying materials (including artwork) TM and © 2016 Marc Brown. ARTHUR is produced by WGBH Boston and Oava Animation, Inc. Funding for ARTHUR is provided by public television viewers. Corporate funding for Arthur on PBS KIDS® is provided by ABCmouse.com.

Funded by
ABCMouse.com



Name

Our Family Recipe: _____

Use this card to record a family recipe, it might be one that has been passed down from generation to generation. You can write or draw your favorite recipe here to share with a family member or friend.

INGREDIENTS

Draw pictures of the ingredients.

DIRECTIONS

Draw pictures of the steps to follow to make the recipe.
Label the steps with numbers.



I LOVE THE SPECIAL THINGS I DO WITH YOU.




Find more games and activities at **pbskidsforparents.org**

DANIEL TIGER'S NEIGHBORHOOD © 2012 The Fred Rogers Company. All rights reserved. PBS KIDS and the PBS KIDS logo are registered trademarks of Public Broadcasting Service. Used with permission. Made available by the Corporation for Public Broadcasting, a private corporation funded by the American people.



Emotion: How a character feels.
Expression: How the characters face
conveys emotion.



How do these characters feel?



ACTIVITY GUIDE

Episode 210: Traveling Through Space

Scan below to watch lesson




High Frequency Words

High frequency words are words that show up a lot when we are reading and writing.

Or When What

Label It

Start at the bottom of the ladder. Say the word. Follow the instructions to change each word. Write the new word in the space provided.



Change the **nd** to a **mp**

Add a **t** after the **s**

Change the **h** to a **s**

Add an **n** before the **d**

Had

Words to Know

We build a **word ladder** by starting with a word and using what we know about letters and sounds to make a new word by changing one or two letters at a time. We start at the bottom and build up, just like when you climb up a ladder.

Read It

Read the poem out loud. Underline the high frequency words.

The Noise by Amy Posey

Clang! Clap! Bump!
What is it?
Stomp! Ding! Thump!
Is it the cat or the dog?
Yes! That is when I saw the cat
jump on the lamp!
What a bang!

Draw a picture to go along with the poem above.



ACTIVITY GUIDE

Episode 210: Repurposing Plastic and -ough- Words

Book: *Plastic Eco Activities* by Louise Nelson

Scan below to watch lesson



Phonics Skills

Spelling Pattern **o-u-g-h**

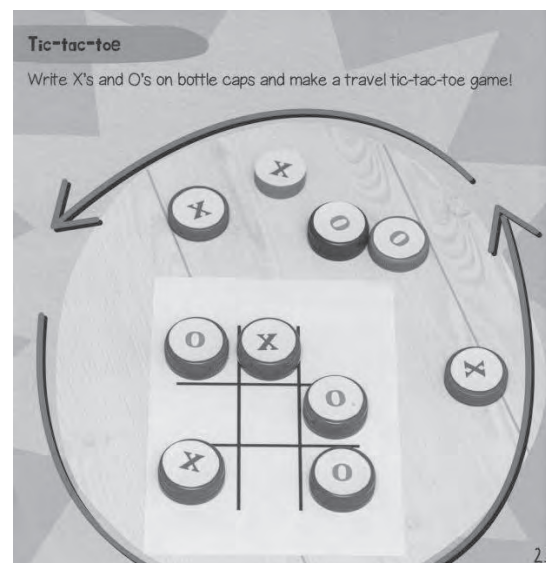
When a word contains the spelling pattern **o-u-g-h**, those letters put together can represent seven different sounds. The chart below has words with four of the most common sounds.

Read the word on the left side of the chart. Listen to the ending sound. Read the word on the right side of the chart using the same ending sound from the first column for the o-u-g-h spelling pattern in the word.

<u>Matching sounds</u>	<u>Words with o-u-g-h</u>
no	although dough though
you	through
off	cough trough
stuff	enough rough tough

Reuse It

The book, *Plastic Eco Activities*, by Louise Nelson, shows us a couple of ideas for making games out of recycled materials.





ACTIVITY GUIDE

Episode 210: Closed and Open Syllables

Book: *Coyote's Soundbite: A Poem for our Planet* by John Agard

Scan below to watch lesson



Read It

A few years ago, lead was found in Flint's drinking water. Many kids got sick because they had been drinking the water for a long time. Some kids had skin issues and even changes to their brains, making it hard for them to learn. Furthermore, it's happening in Benton Harbor and many cities in Michigan right now!

Michigan needs to check its water to make sure kids are not being hurt from their drinking water. One child in one family is too many!

Foundational Skills

An **open syllable** is a special kind of syllable. Open syllables have one WRITTEN vowel that is NOT followed by one or more consonants. Open syllables USUALLY have vowels that make their long vowel sound.

Rules for Dividing Syllables

Every syllable has one vowel or vowel team.

- Place a dot under each vowel
- Underline any vowel teams,
- Divide between two consonants

Try It

Go through and underline each sentence in the text above according to the color code below:

Green = topic sentence

Yellow = important information
(story telling parts)

Blue = details (thoughts; feelings;
description sentences)

Think About It

Look at this word. Each syllable is written in a different color. Which syllable in this word is not "closed in" by a consonant or consonants at the end?

newspaper

The second syllable ends with the vowel Aa. It is an open syllable.



Compare The Length


Directions: Put the objects in order from shortest to longest. Label the shortest object 1, label the middle object 2, and label the longest object 3.







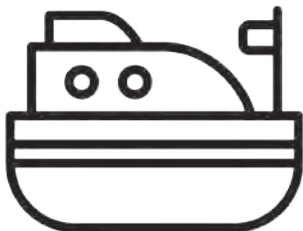








Directions: Compare the 3 objects below. Fill in the blanks to complete the sentence.



The _____ is taller than the _____ and _____.



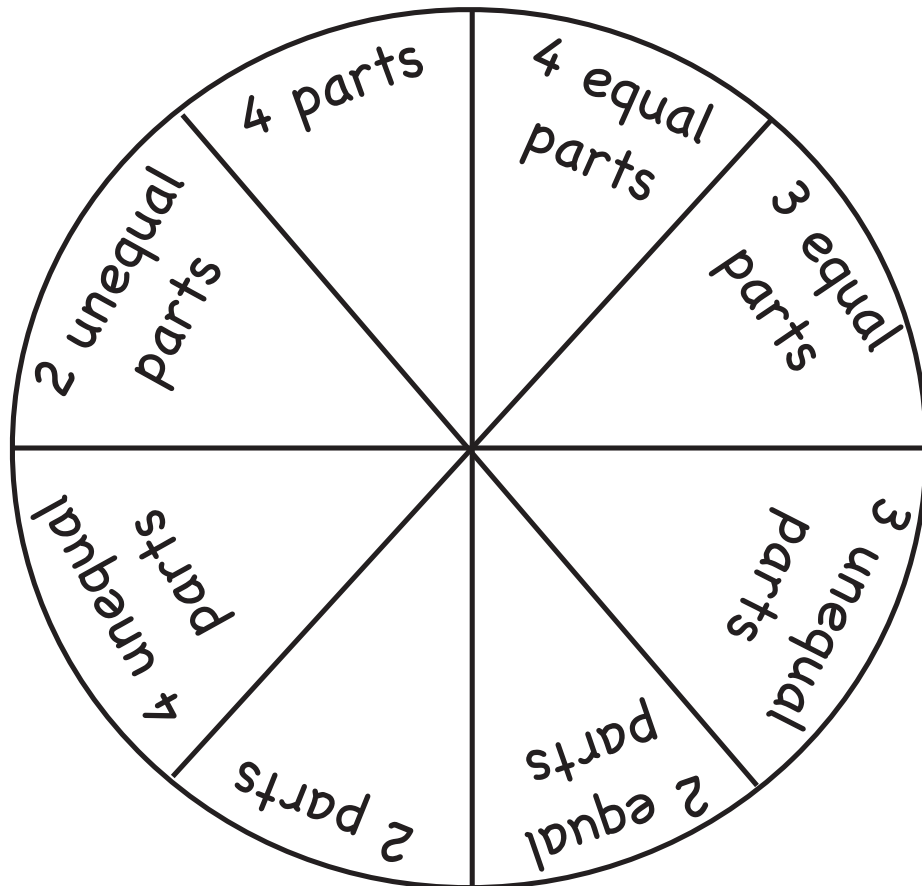
Split The Shape


Materials:

1. spinner (you will need a pencil and paperclip to create the spinner)
2. recording sheet
3. 2 players









Directions:

1. Player 1 spins and splits their shape.
2. Compare the shapes.
3. If you made equal parts, name the parts using halves, thirds, or fourths on the recording sheet.
4. Player 2 repeats steps 1-3. Continue taking turns until the recording sheet is filled in.





Recording Sheet

Player 1	Player 2
 _____	 _____
 _____	 _____
 _____	 _____
 _____	 _____



Equivalent Fraction Roll



Materials: 6 dice

Directions:

1. Player 1 rolls 2 die and makes a fraction with the 2 amounts shown on the dice. If you roll any fives, they count as a wild card and can be any number you'd like.
2. Player 2 rolls 6 dice and tries to create a fraction that is equivalent to Player 1's fraction. (remember fives are wild)
3. If you cannot, re-roll as many number dice as you'd like. You can re-roll twice.
4. If you can make equivalent fractions, record your statement and show or explain how you know the fractions are equivalent.
5. You get 1 point for each pair of equivalent fractions you write.
6. Repeat steps 1-5 starting with Player 2. Play 8 rounds.

	Equivalent Fractions	If an equivalent fraction was created, circle the player who gets the point.		Equivalent Fractions	If an equivalent fraction was created, circle the player who gets the point.
Round 1	$\frac{\square}{\square} = \frac{\square}{\square}$	Player 1 or Player 2	Round 5	$\frac{\square}{\square} = \frac{\square}{\square}$	Player 1 or Player 2
Round 2	$\frac{\square}{\square} = \frac{\square}{\square}$	Player 1 or Player 2	Round 6	$\frac{\square}{\square} = \frac{\square}{\square}$	Player 1 or Player 2
Round 3	$\frac{\square}{\square} = \frac{\square}{\square}$	Player 1 or Player 2	Round 7	$\frac{\square}{\square} = \frac{\square}{\square}$	Player 1 or Player 2
Round 4	$\frac{\square}{\square} = \frac{\square}{\square}$	Player 1 or Player 2	Round 8	$\frac{\square}{\square} = \frac{\square}{\square}$	Player 1 or Player 2



WHAT IS MEET UP AND EAT UP?

Meet Up and Eat Up provides FREE nutritious meals for children and teens 18 years and younger.

HOW DO I SIGN UP?

No application or sign-up needed, just come and join us!

WHERE IS IT?

To find a location near you

Visit: www.michigan.gov/meetupeatup

Call: 211

Text: Food to 304-304

Mande por texto "Comida" al 304-304

**Michigan
LEARNING
CHANNEL**
A PUBLIC MEDIA PARTNERSHIP

SUMMER!

FUN ACTIVITY BOOK

Thank You Sponsors!



The Donald and Mary Kosch Foundation

On TV. Online. Statewide.

**WATCH on the Michigan Learning Channel
or stream the channel at MichiganLearning.org**



Visit MichiganLearning.org and follow
@MichLearning on social media to find out more.



**LOWER
ELEMENTARY**

The contents of this book were developed under a grant from the U.S. Department of Education. However, those contents do not necessarily represent the policy of the Department of Education, and you should not assume endorsement by the Federal Government. The project is funded by a Ready To Learn grant (PR/Award No. S295A200004, CFDA No. 84.295A) provided by the Department of Education to the Corporation for Public Broadcasting.