



SUMMER!

FUN ACTIVITY BOOK



**LOWER
ELEMENTARY**

On TV. Online. Statewide. VISIT MichiganLearning.org












Week 7: Around the World

July 31 – August 6

Experience food, art, music, and cultures from around the globe. Our featured careers this week are chef, airplane pilot, and cybersecurity expert. Scan the QR code or visit MichiganLearning.org/Summer/World to explore all of our videos this week.

Use the sheet below to mark off this week's activities as you complete them. See if you can get a BINGO! Some of them are in this book, and some ask you to use your imagination or go outside.



Say hello in a different language	 60 mins. of activity	 Read for 20 minutes	Write a story about traveling	Watch Read, Write, ROAR!
 Read for 20 minutes	 Watch Math Might's	Try a new food	Learn about a family member's job	 60 mins. of activity
 60 mins. of activity	Watch Let's Go Luna	 HAVE FUN! (Free Space)	Write or draw in "A Visit from Luna"	 Read for 20 minutes
Watch Read, Write, ROAR!	Name 5 countries	 Watch Math Might's	Watch InPACT at Home	Watch Virtual Vitamin Z
Watch InPACT at Home	 Read for 20 minutes	Try the architecture scavenger hunt	 60 mins. of activity	Create a musical instrument



Greetings from Around the World




HOW TO

GREET A FRIEND
IN: **SPANISH**

¡Hola!

(It sounds like:
“OH-lah”)



The PBS KIDS logo & PBS KIDS © PBS. Used with permission © LATW Productions Inc.



HOW TO

GREET A FRIEND
IN: **RUSSIAN**

Privyet!

(It sounds like:
“preev-YET”)



The PBS KIDS logo & PBS KIDS © PBS. Used with permission © LATW Productions Inc.

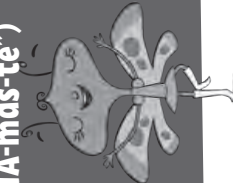


HOW TO

GREET A FRIEND
IN: **HINDI**

Namaste

(It sounds like:
“NA-mas-te”)



The PBS KIDS logo & PBS KIDS © PBS. Used with permission © LATW Productions Inc.




HOW TO

GREET A FRIEND
IN: **ARABIC**

Marhaba!

(It sounds like:
“MAR-ha-ba”)



The PBS KIDS logo & PBS KIDS © PBS. Used with permission © LATW Productions Inc.




HOW TO

GREET A FRIEND IN:
**MANDARIN
CHINESE**

Ni hao!

(It sounds like:
“nee-haow”)



The PBS KIDS logo & PBS KIDS © PBS. Used with permission © LATW Productions Inc.



HOW TO

GREET A FRIEND
IN: **FRENCH**

Bonjour!

(It sounds like:
“bon-ZHUR”)



The PBS KIDS logo & PBS KIDS © PBS. Used with permission © LATW Productions Inc.



HOW TO

GREET A FRIEND
IN: **SWAHILI**

Habari yako?

(It sounds like:
“ha-BAR-ee YA-ko”)



The PBS KIDS logo & PBS KIDS © PBS. Used with permission © LATW Productions Inc.



HOW TO

GREET A FRIEND
IN: **JAPANESE**

Kon'nichiwa!

(It sounds like:
“cone-EE-CHEE-WAH”)



The PBS KIDS logo & PBS KIDS © PBS. Used with permission © LATW Productions Inc.




It's Go Luna!

A Visit from Luna!

Name _____

Circus Fabuloso travels around the world to learn about culture, customs, and traditions. If Circus Fabuloso visited your neighborhood and spent time with your family, what would you want to share with Luna, Carmen, Andy, and Leo?



Find more game and activities at pbskidsforparents.org



LET'S GO LUNA! © 2018 LATV Productions Inc. PBS KIDS and the PBS KIDS Logo are registered trademarks of Public Broadcasting Service. Used with permission. Corporate Funding for LET'S GO LUNA! is provided by Target. Made available by the Corporation for Public Broadcasting, a private corporation funded by the American people.



Architecture Scavenger Hunt



Can you find these shapes around your school or in the buildings in your neighborhood? Draw a picture of the shape and where you found it.

pbskids.org/ruff

A large rectangular box with a horizontal line near the top. Above the line is a simple rectangle shape. The rest of the box is empty for drawing.A large rectangular box with a horizontal line near the top. Above the line is a simple circle shape. The rest of the box is empty for drawing.A large rectangular box with a horizontal line near the top. Above the line is a simple semicircle shape. The rest of the box is empty for drawing.A large rectangular box with a horizontal line near the top. Above the line is a simple triangle shape. The rest of the box is empty for drawing.

Funding for The Ruff Ruffman Show is provided by the Corporation for Public Broadcasting and the U.S. Department of Education. The contents of this document were developed under a grant from the U.S. Department of Education. However, those contents do not necessarily represent the policy of the Department of Education, and you should not assume endorsement by the Federal Government. [PR/Award No. U295A150003, CFDA No. 84.295A]. TM/© 2017 WGBH Educational Foundation. Visit pbskids.org/ruff for more!



ACTIVITY GUIDE

Episode 213: The Stars and S-Blends

Scan below to watch lesson



Word Ladder

Help us climb the word ladder! Follow the directions and write each word on the rungs of the ladder. Read each word you write.

Step 6: Take away the **p**

Step 6: Change the **i** to a **u**

Step 5: Take away the final **e**

Step 4: Add an **s** before the **p**

Step 3: Change the **m** to a **p**

Step 2: Change the **d** to an **e**

Step 1: Change the **w** to an **m**

Start here

wind



ACTIVITY GUIDE

Episode 214: Comparing Texts and Making Words

Book: *The Water Walker* by Joanne Robinson

Scan below to watch lesson



Compare It

Choose two fiction books to read and then fill in the chart below.

Comparing Literature		
Title of Book 1	Story Elements	Title of Book 2
	Setting	
	Characters	
	Problem	
	Solution	

Phonics Skills

Let's make and read words as we move up the word ladder. Start at the bottom. Read the word **sister**. Remember that we can split words with more than one syllable between consonants (**sis/ter**) to make them easier to read. Follow the directions to see how to change the first syllable in each word as you move up the ladder. Each time you make a new word, practice reading and writing it before moving further up the ladder.



Change **crit** to **chap**

Change **af** to **crit**

Change **win** to **af**

Change **sis** to **win**

Think About It

Using the information you filled out in the chart above, answer the following questions.

How are the two books alike?

How are the two books different?



ACTIVITY GUIDE

Episode 213: Closed, Open, and V-C-E
Part 1

Book: *Ajijaak ("Crane")* by Cecilia Rose
LaPointe

Scan below to
watch lesson



Foundational Skills

Asking questions while reading a book can deepen your understanding of the story. Use the chart below to write questions as you are reading. Go back and reread parts of your book to answer your questions. Write your answers below your question. Be sure to include the page number where you found your answer.

Who	
What	
Where	
When	
Why	
How	


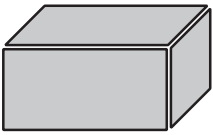
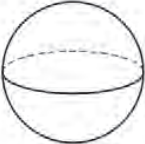
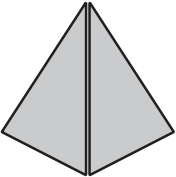


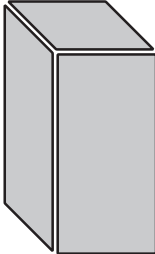
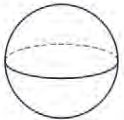
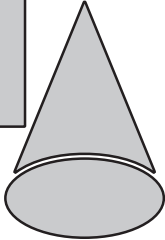
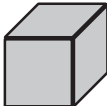

Sort Solid Shapes



Directions:

1. Look at labels below. Figure out which box represents each label and draw a line to match them up.

drag label here	
	
	

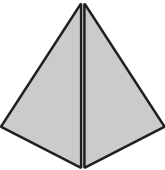
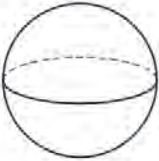

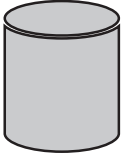
drag label here	
	
	
	

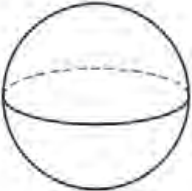
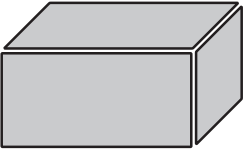
shapes that are tall	shapes that are short
----------------------	-----------------------

shapes that roll	shapes that don't roll
------------------	------------------------

round	flat
-------	------

shapes with straight sides	shapes with NO straight sides
----------------------------	-------------------------------

drag label here	
	
	

drag label here	
	



Coin Compare



Materials: Spare coins from around the house

Directions:

1. Put all the coins in a pile.
2. Player 1 and Player 2 each grab a small handful of coins from the pile.
3. Each player finds the value of the collection of coins in their handful.
4. Both players compare their coin values. The player with the greatest coin value takes both handfuls.
5. Continue to play until all the coins have been taken from the pile.
6. The player with the most coins at the end wins!


	Player 1	Player 2	Which player has the greatest value?
1	_____ ¢	_____ ¢	
2	_____ ¢	_____ ¢	
3	_____ ¢	_____ ¢	
4	_____ ¢	_____ ¢	
5	_____ ¢	_____ ¢	
6	_____ ¢	_____ ¢	
7	_____ ¢	_____ ¢	
8	_____ ¢	_____ ¢	
9	_____ ¢	_____ ¢	
10	_____ ¢	_____ ¢	



Measure to the Nearest Half or Quarter Inch

Directions:

1. Label one ruler with halves and cut it out.
2. Find 5 objects and use this ruler to measure the objects to the nearest half-inch.
3. Record your measurements on the recording sheet.
4. Label the second ruler with fourths (quarters) and cut it out.
5. Find 5 objects and use this ruler to measure the objects to the nearest quarter-inch.
6. Record your measurements on the recording sheet.



Recording Sheet



Object	Measurement to the nearest half-inch.

Object	Measurement to the nearest quarter-inch.



WHAT IS MEET UP AND EAT UP?

Meet Up and Eat Up provides FREE nutritious meals for children and teens 18 years and younger.

HOW DO I SIGN UP?

No application or sign-up needed, just come and join us!

WHERE IS IT?

To find a location near you

Visit: www.michigan.gov/meetupeatup

Call: 211

Text: Food to 304-304

Mande por texto "Comida" al 304-304



Michigan LEARNING CHANNEL

A PUBLIC MEDIA PARTNERSHIP

SUMMER!

FUN ACTIVITY BOOK

Thank You Sponsors!



W.K.
KELLOGG
FOUNDATION

A Partner With Communities Where Children Come First



The
Elaine Stern
Foundation

MICHIGAN
Department of
Education

Michigan Alliance for Families
information, support, and education



Special Education
Mediation Services

The Donald and Mary Kosch Foundation

On TV. Online. Statewide.

WATCH on the Michigan Learning Channel
or stream the channel at MichiganLearning.org



Visit MichiganLearning.org and follow
@MichLearning on social media to find out more.



**LOWER
ELEMENTARY**

The contents of this book were developed under a grant from the U.S. Department of Education. However, those contents do not necessarily represent the policy of the Department of Education, and you should not assume endorsement by the Federal Government. The project is funded by a Ready To Learn grant (PR/Award No. S295A200004, CFDA No. 84.295A) provided by the Department of Education to the Corporation for Public Broadcasting.