



SUMMER!

FUN ACTIVITY BOOK



**EARLY
LEARNERS**

On TV. Online. Statewide. VISIT MichiganLearning.org










Week 2: Across America

June 26 – July 2

From coast to coast, explore what it means to be American. Our featured careers this week are reporter, architect, and paramedic. Scan the QR code or visit MichiganLearning.org/Summer/America to explore all of our videos this week.

Use the sheet below to mark off this week's activities as you complete them. See if you can get a BINGO! Some of them are in this book, and some ask you to use your imagination or go outside.



Act out structures with ArchiTREKS	 60 mins. of activity	 Read 20 minutes	 Do a good deed	Watch Read, Write, ROAR!
 Read 20 minutes	 Watch Math Might's	Learn about a family member's job	Try a new food	 60 mins. of activity
 60 mins. of activity	Watch Wimee's Words	 HAVE FUN! (Free Space)	 Go swimming	 Read 20 minutes
Watch Read, Write, ROAR!	 Do a good deed	 Watch Math Might's	Watch InPACT at Home	Watch Wimee's Words
Watch InPACT at Home	 Read 20 minutes	Make superhero wrist cuffs	 60 mins. of activity	Find the objects in "Blown Away"

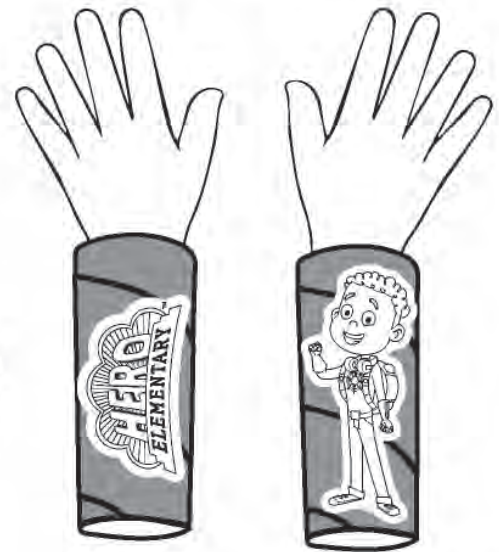
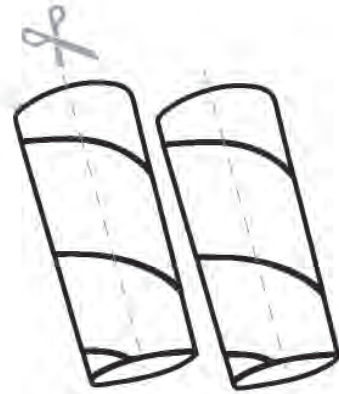


Recycled Superhero Wrist Cuffs

AJ Gadgets uses his Superpowers of Science to engineer cool new gadgets from recycled materials. Join Sparks' Crew by making your own HERO ELEMENTARY superhero wrist cuffs from empty toilet paper rolls.

Directions:

1. Find two empty toilet paper rolls and make a cut down the length of each one so that you can slip one over each wrist.
2. Decorate your superhero wrist cuffs! You can use paint, markers, glitter, yarn, fabric or your favorite art supplies.
3. Color and cut out the images below and affix one to each wrist cuff. Can you find other recycled materials from around your house to add to your cuff?
4. Wear your wrist cuffs and remember you can be a superhero by being kind and helping others!



AJ Gadgets

For more games and activities, visit pbskidsforparents.org

Funded by:




©2021 Twin Cities Public Television, Inc. All rights reserved. Hero Elementary characters, artwork, and underlying materials are trademarks and copyrights of Twin Cities Public Television, Inc. The PBS KIDS wordmark and the PBS KIDS Logo are registered trademarks of Public Broadcasting Service. Used with permission.

The contents of this program were developed under a grant from the U.S. Department of Education (PR U295A150012). However, those contents do not necessarily represent the policy of the Department of Education, and you should not assume endorsement by the Federal Government. Made available by the Corporation for Public Broadcasting, a private corporation funded by the American people.

Funding for Hero Elementary is provided by a Ready To Learn grant from the U. S. Department of Education. Additional funding made possible by ABCmouse.com and Target.



This page was left blank to cut out the activity on the other side.






Clifford
The BIG RED DOG

Story Starter

Instructions: Clifford has dug up something exciting in the sand!
Ask your child to draw what he has found.



 SCHOLASTIC

PBS KIDS and the PBS KIDS logo are registered trademarks of Public Broadcasting Service. Used with permission. SCHOLASTIC is a trademark and/or registered trademark of Scholastic Inc. CLIFFORD THE BIG RED DOG ® & © The Norman Bridwell Trust. All rights reserved.

Acting Out Structures



COLUMN



ARCH



COLUMN AND BEAM



DOME




TENSION



CANTILEVER



LOAD AND SUPPORT



VAULT / TUNNEL



COMPRESSION



FLYING BUTTRESSES

How does your house stay standing? Architects use structures like columns, beams, and arches to make buildings strong and be sure they last for many years. Grab a grown-up or a friend and try to make columns, beams, and arches with your body!



Blown Away

Name _____

We were having fun in the yard until the wind blew our stuff all over the place! Now I can't find my hat! My ukulele! And all this other random stuff! Help me find:

5

1 Five



1 Fish



6 Bones

7

1 Seven



My Hat



5 Marbles



1 Ukulele

As you find things, number them so we can see they're all there. Then color the whole scene.



PARENTS: CLUES YOU CAN USE to help kids find...

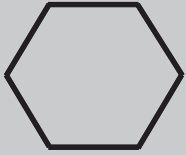
- Peg's hat - It's **on top** of a hydrant.
- Peg's uke - It's **upside down**, leaning against the fence.
- 1 number 5 - It's on the **front** of Connie's house.
- 1 fish - It's on my roof.
- 6 bones - Check Cat's drawing, a roof, **under** a house, **beside** the same house, **on the front** of Viv's house, and **under** a very Big Dog.
- 1 number 7 - It's just **beyond** a fence.
- 5 marbles - Find them on a wheel, in the sky, on a necklace, on Viv's roof, and on a house **beyond** a 7.

Find more games and activities at pbskidsforparents.org



Pattern Block Puzzle Challenge

Directions: Cut out the pattern blocks. Use the pattern blocks to cover the image. Count and record how many of each shape you used.




hexagon



trapezoid



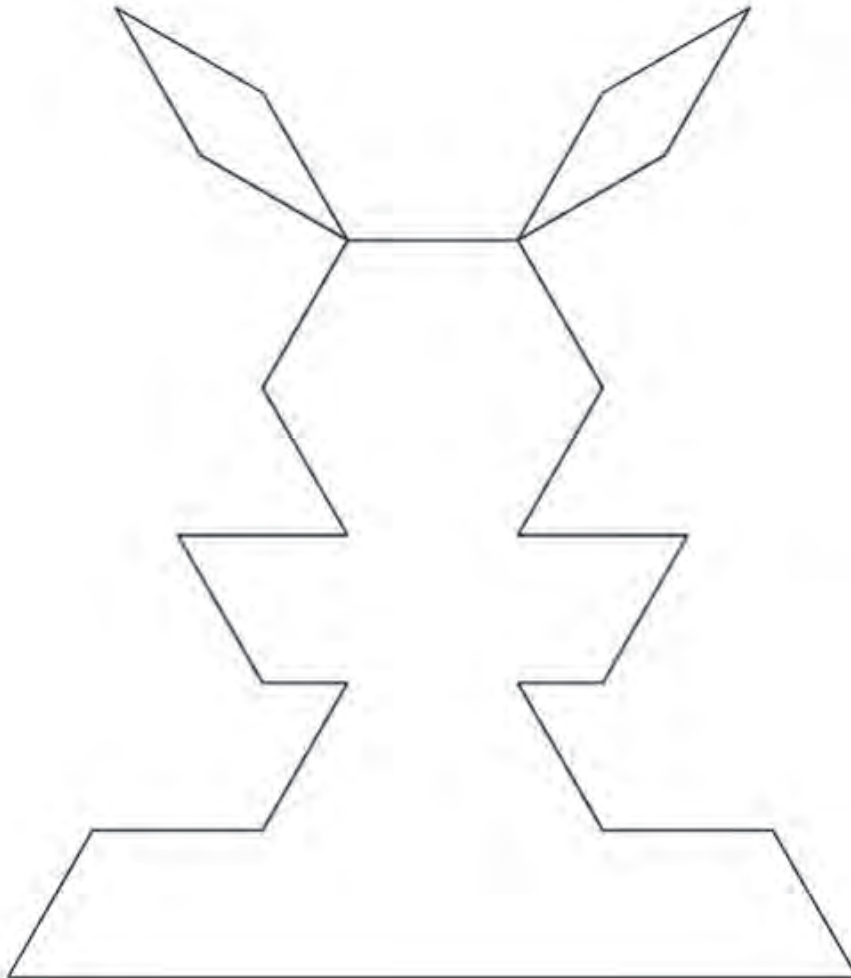
rhombus

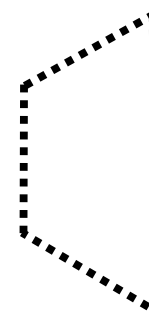



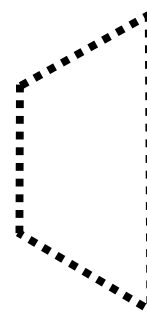

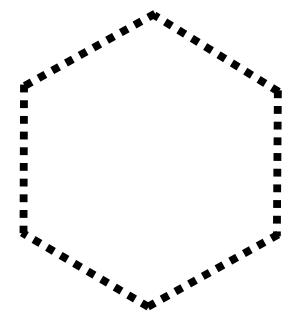
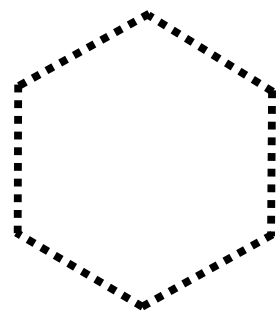
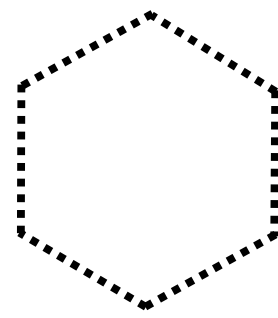
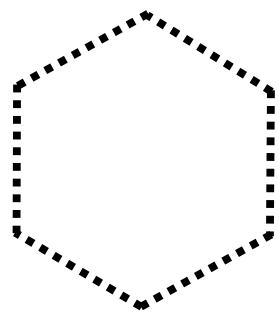









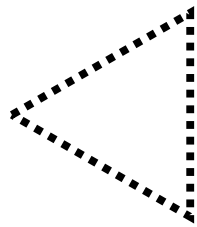
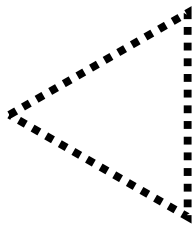
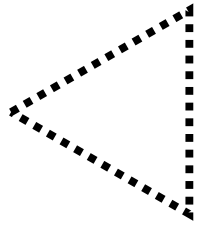


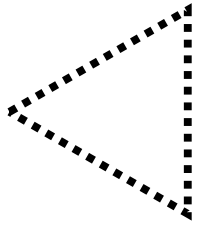
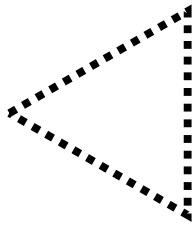
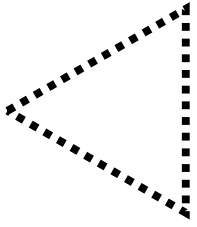


square




triangle







This page was left blank to cut out the activity on the other side.





ACTIVITY GUIDE

Episode 203: Measuring Temperature and The Letter N
Book: *What is temperature?* By Robin Johnson

Scan below to watch lesson



Read It

Have an adult read the poem out loud to you and talk about the weather in each of the four seasons.

Weather

By Corinne Alt

The seasons help
Predict the weather!
Fall, Winter, Spring, Summer

We check the temperature
To know how to dress,
So you don't have to guess!

A thermometer is a tool,
That we use to measure
If it is hot or cool!

High Frequency Words

Circle the high-frequency words in the poem.

is or

Write It

Highlight or lightly color over the uppercase letter **N's** and lowercase letter **n's** in the poem.

Nn

Words to Know

temperature - how hot or cold something is

thermometer - a tool to measure temperature

Practice reading the temperature on a thermometer with an adult.



Look for the uppercase letter N and the lowercase letter n on street signs as you are riding in the car.



WHAT IS MEET UP AND EAT UP?

Meet Up and Eat Up provides FREE nutritious meals for children and teens 18 years and younger.

HOW DO I SIGN UP?

No application or sign-up needed, just come and join us!

WHERE IS IT?

To find a location near you

Visit: www.michigan.gov/meetupeatup

Call: 211

Text: Food to 304-304

Mande por texto "Comida" al 304-304



Michigan LEARNING CHANNEL

A PUBLIC MEDIA PARTNERSHIP

SUMMER!

FUN ACTIVITY BOOK

Thank You Sponsors!



The Donald and Mary Kosch Foundation



**EARLY
LEARNERS**

On TV. Online. Statewide.

**WATCH on Michigan Learning Channel
or stream the channel at MichiganLearning.org**



Visit MichiganLearning.org and follow
[@MichLearning](https://twitter.com/MichLearning) on social media to find out more.

The contents of this book were developed under a grant from the U.S. Department of Education. However, those contents do not necessarily represent the policy of the Department of Education, and you should not assume endorsement by the Federal Government. The project is funded by a Ready To Learn grant (PR/Award No. S295A200004, CFDA No. 84.295A) provided by the Department of Education to the Corporation for Public Broadcasting.