




SUMMER!

FUN ACTIVITY BOOK



**UPPER
ELEMENTARY**

On TV. Online. Statewide. VISIT MichiganLearning.org

Week 2: Across America

June 26 – July 2

From coast to coast, explore what it means to be American. Our featured careers this week are reporter, architect, and paramedic. Scan the QR code or visit MichiganLearning.org/Summer/America to explore all of our videos this week.

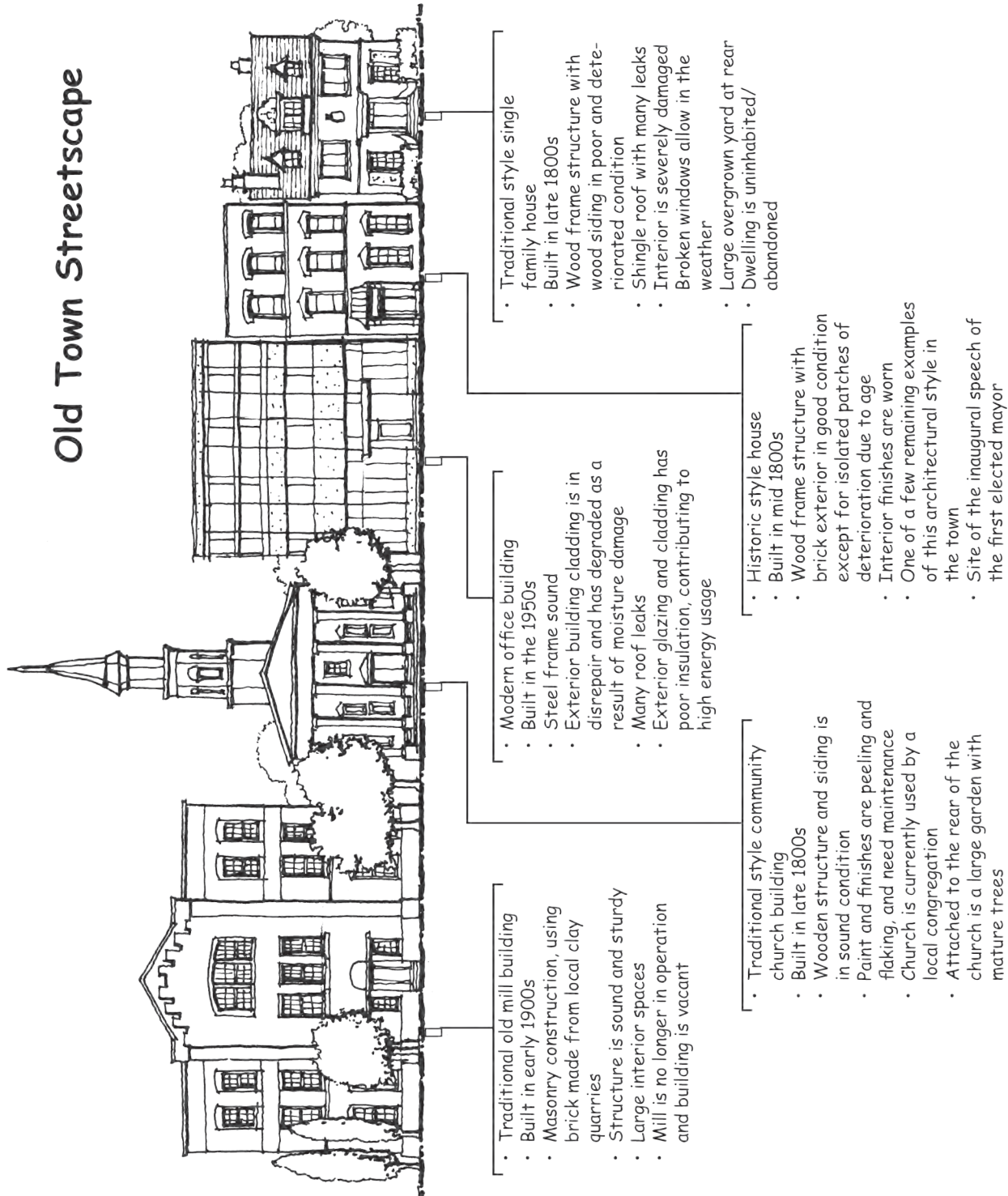
Use the sheet below to mark off this week's activities as you complete them. See if you can get a BINGO! Some of them are in this book, and some ask you to use your imagination or go outside.



Watch Story Pirates	 60 mins. of activity	 Read for 20 minutes	Research a featured career	Guess the age of a building
 Read for 20 minutes	Research the Native Americans of Michigan	Learn about a family member's job	Watch DIY Science Time	 60 mins. of activity
 60 mins. of activity	Draw a local landmark	 HAVE FUN! (Free Space)	 Go swimming	 Read for 20 minutes
Watch Curious About Careers	 Do a good deed	Find all the states that border Michigan	Watch InPACT at Home	Name 3 states that start with the letter M
Watch InPACT at Home	 Read for 20 minutes	Go for a walk or hike	 60 mins. of activity	Spot a fire truck


ArchiTREKS: Preservation

Old Town Streetscape




The buildings in your neighborhood may all be the same age, or they might have been built at different times. Take a walk and guess whether the buildings are old or new. What clues do you look for to help you guess the age of a building?

ArchiTREKS: Landmarks



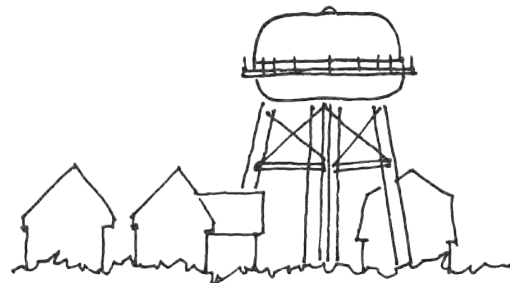
High-Rise Building



Monument



Church Steeple



Water Tower

These are examples of landmarks. What landmarks are in your neighborhood? Draw a picture of a local landmark!

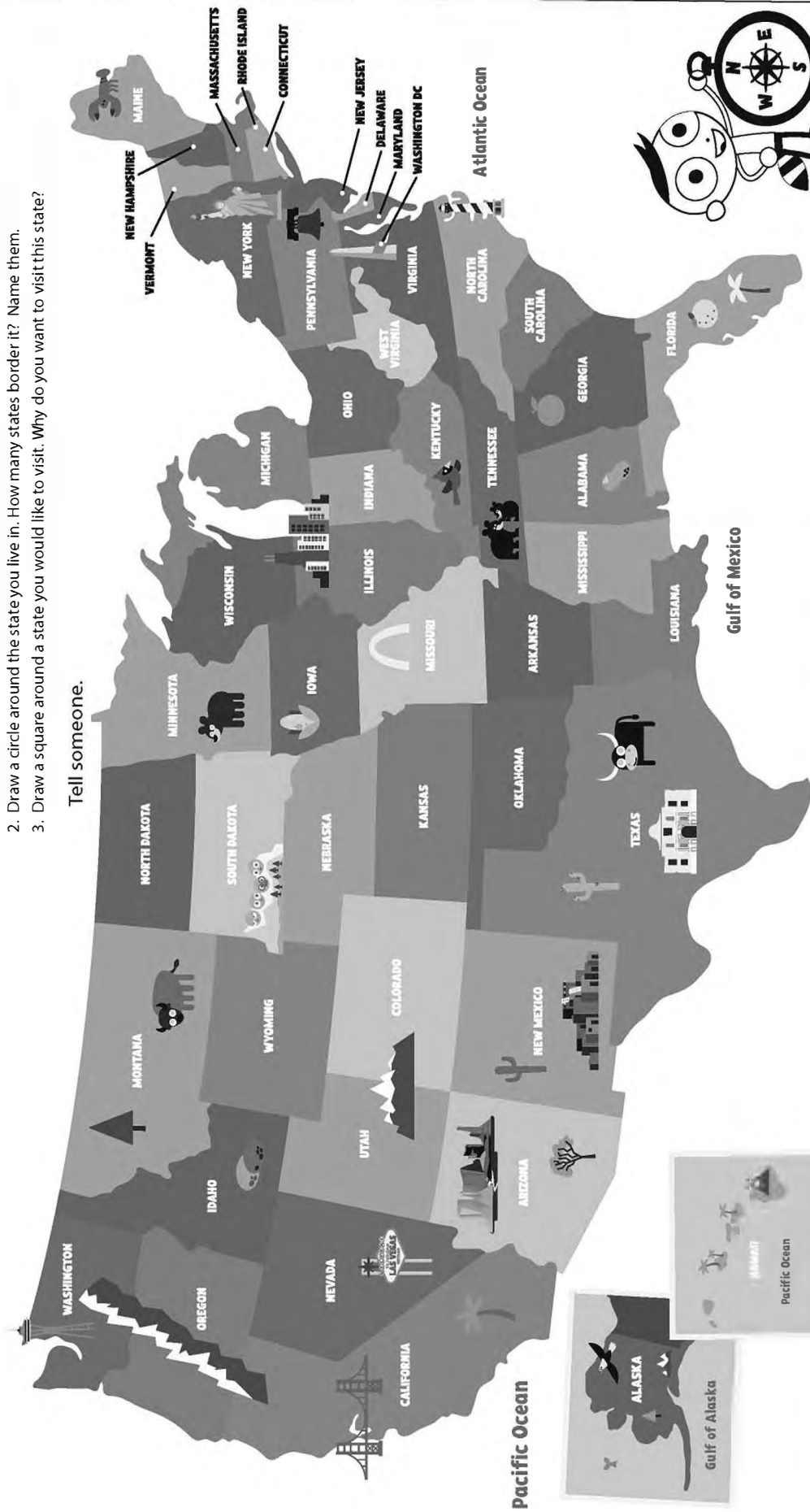


United States Map

Maps help us learn about the world around us.

1. Find the title of the map and the compass.
2. Draw a circle around the state you live in. How many states border it? Name them.
3. Draw a square around a state you would like to visit. Why do you want to visit this state?

Tell someone.



Find more games and activities at pbskidsforparents.org



PBS KIDS and the PBS KIDS Logo are registered trademarks of Public Broadcasting Service. Used with permission. Made available by the Corporation for Public Broadcasting, a private corporation funded by the American people.

SHOW **NOT TELL!** Emotion



What **emotion** would you like to "Show, Not Tell"? Pick one from the examples below, or just choose your own! If you're not sure what some of the words mean, look at the picture of the face for a clue.



Elated



Jubilant



Thankful



Gloomy



Sorrowful



Lonely



Anxious



Petrified



Startled



Frustrated



Furious



Irate



Amazed



Bewildered



Shocked



Inquisitive

Who is your character?	SHOW the emotion to the reader. What does the character SAY because they feel that way?
What emotion are they feeling?	

DIY Electromagnets



FUN FACT

The strength of magnets are measured in units of either tesla (T) or gauss (G). The tesla is used to measure very strong magnets. Weaker magnetic fields are measured in gauss. It takes 10,000 gauss to equal just 1 tesla! The strongest magnets in the world run at 45 teslas while Earth's magnetic field is only about 1/2 a gauss!

MATERIALS

- Battery
- Wire
- Nail
- Paper clips
- Electrical tape

DIFFICULTY



MAGNETISM

Magnetic activities like this can be very attractive! Magnets can be found in nature and can also be created by using electricity. Electromagnets are devices that create a magnetic field through the application of electricity.

VISIT
DIYSCIENTIME.ORG
FOR MORE SCIENCE FUN!



What is a magnet's favorite sport?

**Answer on the next page*

Copyright Alabama Public Television and Mister C, LLC 2021

DIY Electromagnets

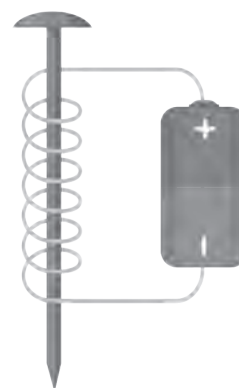
EXPERIMENT

Step 1: Gather your materials.

Step 2: Coil your wire around the nail, leaving some extra wire on both ends.

Step 3: Attach the wire to the battery on both ends using electrical tape.

Step 4: Bring the nail close to the paperclips to test your electromagnet!



WHY IT WORKS

During this activity you are creating an electromagnet. An electromagnet uses electricity to create a magnetic field. The magnetic field is created by the electric current running through the wire, and is concentrated around the inner coil of wire where the nail is located. The nail is now a temporary magnet that can pick up small pieces of metal.

EXTEND YOUR LEARNING

- How could you make your electromagnet pick up more paper clips? Or bigger paper clips?
- Could you stack two batteries together?
- What would happen if you changed the type or size of nail you are using?
- Do different types of nails work?

WORKFORCE CONNECTION

A radiologist is a doctor who performs and reads medical imaging such as ultrasounds, X-rays and MRIs to check for problems and diseases. MRIs (Magnetic Resonance imaging) are devices that take pictures of the inside of the body using electromagnets.

it's Storytime CHALLENGE



Make a Bandolier Bag

A bandolier bag or gashkibidaagan is a beaded shoulder bag with a wide strap often ornately decorated with beadwork made by the Ojibwe women. Traditionally, these bags feature designs based on nature.

Small Paper Lunch Sack

Large Paper Grocery Bag

Markers/Crayons

Glue

Beads (Optional)



What other materials could you find and use?



Did You KNOW

Where do you live?

Hint:

<https://native-land.ca> is a great resource

"I live on the land of the _____ tribal nation."

.....
The Grand Traverse Band of Ottawa and Chippewa Indians is one of the 12 federally recognized tribes in Michigan.
.....

- According to Cindy Winslow, the TCAPS Indigenous Education Cultural Program Director:
- We are made up of the three fires - Odawa, Ojibway, and Potawatomi.
- We are woodland Natives.
- We speak Anishinaabemowin.
- We have powwows, which are a gathering of families for celebration.
- Regalia is what a dancer wears during traditional dances, like at a powwow. Regalia is not a costume. Regalia pieces have meaning.
- We are guided by the grandfather teachings of honesty, bravery, wisdom, humility, respect, love, and truth.
- We are hunters and gatherers.

LIVE
from the
OPERA HOUSE
it's
Storytime

TCAPS
Traverse City Area Public Schools
Great Community, Great Schools

Michigan LEARNING CHANNEL
A PUBLIC MEDIA PARTNERSHIP

CITY OPERA HOUSE



WHAT IS MEET UP AND EAT UP?

Meet Up and Eat Up provides FREE nutritious meals for children and teens 18 years and younger.

HOW DO I SIGN UP?

No application or sign-up needed, just come and join us!

WHERE IS IT?

To find a location near you

Visit: www.michigan.gov/meetupeatup

Call: 211

Text: Food to 304-304

Mande por texto "Comida" al 304-304



Michigan LEARNING CHANNEL

A PUBLIC MEDIA PARTNERSHIP

SUMMER!

FUN ACTIVITY BOOK

Thank You Sponsors!



The Donald and Mary Kosch Foundation

On TV. Online. Statewide.

WATCH on the new Michigan Learning Channel
or stream the channel at MichiganLearning.org



Visit MichiganLearning.org and follow
@MichLearning on social media to find out more.



**UPPER
ELEMENTARY**

The contents of this book were developed under a grant from the U.S. Department of Education. However, those contents do not necessarily represent the policy of the Department of Education, and you should not assume endorsement by the Federal Government. The project is funded by a Ready To Learn grant (PR/Award No. S295A200004, CFDA No. 84.295A) provided by the Department of Education to the Corporation for Public Broadcasting.